

CR-05 - Goals and Outcomes

Progress the jurisdiction has made in carrying out its strategic plan and its action plan. 91.520(a)

This could be an overview that includes major initiatives and highlights that were proposed and executed throughout the program year.

This Consolidated Annual Performance Report (CAPER) provides an overview of the progress made during PY 2023, the fourth year of the Puerto Rico State 2020-2024 Housing and Community Consolidated Plan. The Plan set the goals and strategies to address community and economic development needs as well as affordable housing needs over the five-year planning period. During Program Year 2023, the state undertook activities consistent with the approved strategic and annual action Plan, for the following programs:

- Community Development Block Grant (CDBG), administered by the Puerto Rico Department of Housing (PRDoH);
- HOME Investment Partnerships Program (HOME), Administered by the Puerto Rico Housing Finance Authority;
- Housing Opportunities for Persons with AIDS (HOPWA); administered by the Puerto Rico Department of Health, in collaboration with the Municipality of San Juan;
- Emergency Solutions Grant (ESG), administered by the Puerto Rico Department of Family; and
- Housing Trust Fund (HTF), also administered by the Puerto Rico Housing Finance Authority.

Each of these programs of the Consolidated Plan invested available resources in eligible activities to address the needs of the low- and moderate-income persons with the final goals of:

- increasing the availability, accessibility, and affordability of decent housing,
- create suitable living environments, and
- provide economic opportunities for low- and moderate-income individuals.

Comparison of the proposed versus actual outcomes for each outcome measure submitted with the consolidated plan and explain, if applicable, why progress was not made toward meeting goals and objectives. 91.520(g)

Categories, priority levels, funding sources and amounts, outcomes/objectives, goal outcome indicators, units of measure, targets, actual outcomes/outputs, and percentage completed for each of the grantee's program year goals.

Goal	Category	Source / Amount	Indicator	Unit of Measure	Expected – Strategic Plan	Actual – Strategic Plan	Percent Complete	Expected – Program Year	Actual – Program Year	Percent Complete
Create Suitable Living Enviroments	Non-Housing Community Development	CDBG: \$	Public Facility or Infrastructure Activities other than Low/Moderate Income Housing Benefit	Persons Assisted	2750	1872	68.07%			
Create Suitable Living Enviroments	Non-Housing Community Development	CDBG: \$	Public service activities other than Low/Moderate Income Housing Benefit	Persons Assisted	0	103399		540	15404	2,852.59%
Create Suitable Living Enviroments (B)	Non-Housing Community Development	CDBG: \$	Other	Other	975000	2049355	210.19%	185000	704773	380.96%
Emergency Relief	Non-Housing Community Development	CDBG: \$	Other	Other	1500	8725	581.67%	300	0	0.00%
Expand Economic Opportunity	Economic Development	CDBG: \$	Jobs created/retained	Jobs	30	73	243.33%	6	31	516.67%

Expand Economic Opportunity	Economic Development	CDBG: \$	Businesses assisted	Businesses Assisted	15	2420	16,133.33%	3	1205	40,166.67%
Provide Decent Housing	Homeless	ESG: \$	Homeless Person Overnight Shelter	Persons Assisted	12500	12243	97.94%	2560	3314	129.45%
Provide Decent Housing (B)	Homeless	HOME: \$ / ESG: \$	Tenant-based rental assistance / Rapid Rehousing	Households Assisted	8640	789	9.13%	2000	288	14.40%
Provide Decent Housing (C)	Affordable Housing Non-Homeless Special Needs	HOPWA: \$	HIV/AIDS Housing Operations	Household Housing Unit	2000	1965	98.25%	442	283	64.03%
Provide Decent Housing (C)	Affordable Housing Non-Homeless Special Needs	HOPWA: \$	Other	Other	2100	2058	98.00%	465	709	152.47%
Provide Decent Housing (D)	Affordable Housing	CDBG: \$ / HOME: \$	Homeowner Housing Added	Household Housing Unit	100	280	280.00%	20	0	0.00%
Provide Decent Housing (D)	Affordable Housing	CDBG: \$ / HOME: \$	Homeowner Housing Rehabilitated	Household Housing Unit	60	1197	1,995.00%			
Provide Decent Housing (E)	Affordable Housing	HOME: \$	Homeowner Housing Added	Household Housing Unit	440	335	76.14%			

Provide Decent Housing (F)	Affordable Housing	HOME: \$ / HTF: \$2037321	Rental units constructed	Household Housing Unit	0	0		80	0	0.00%
Provide Decent Housing (F)	Affordable Housing	HOME: \$ / HTF: \$2037321	Rental units rehabilitated	Household Housing Unit	0	0		23	287	1,247.83%
Provide Decent Housing (F)	Affordable Housing	HOME: \$ / HTF: \$2037321	Other	Other	165	65	39.39%			
Provide Decent Housing (G)	Affordable Housing	HTF: \$	Other	Other	45	44	97.78%			

Table 1 - Accomplishments – Program Year & Strategic Plan to Date

Assess how the jurisdiction’s use of funds, particularly CDBG, addresses the priorities and specific objectives identified in the plan, giving special attention to the highest priority activities identified.

CDBG Program

CDBG funds were used in accordance with the action plan and were in its majority directed to address the needs of low- and moderate-income persons . As stated in the Action Plan, and in accordance with local public policy, funds were distributed to non-entitlement municipalities on an equal basis, through a formula allocation, with the exception of the islands of Vieques and Culebra, that received 15% in additional allocation. In terms of the specific activities, the government’s fiscal situation, the lack of access to capital and constrained municipal finances have all contributed to placing most CDBG efforts in housing, public service and infrastructure projects. CDBG funds were used specifically to support the following eligible activities:

- **Economic development** – A total of 1,205 business received benefit of community development projects for building, acquisition, construction and rehabilitation of the business and a total of 10 jobs were created. Also, 21 more jobs were created with the benefit of

micro-enterprise assistance. A total of \$308,439.55 was disbursed for this activity.

- **Public facilities and improvements** - A total of 708,483 low and income persons received benefit of community development projects aimed to improve living conditions and infrastructure. A total of \$16,493,143.17 was disbursed for this activity.
- **Public services** – A total of 15,404 low and income persons received benefit to attend special needs population. The total disbursed for this activity was \$1,864,545.87.
- **Housing rehabilitation** – As part of strategy to provide decent housing and suitable living environment to low- and moderate-income persons, 244 were rehabilitated. The total disbursed for this activity was \$1,009,368.68.

The following table provides a summary of the CBDG-CV financial summary report. Details for CDBG-CV funds are included in the Appendix

Section, PR 26 CDBG-CV Financial Summary Report. For the information of the other programs go to Appendix Section.

For details of CDBG-DR expenditures and accomplishment reports go to: <https://cdbg-dr.pr.gov/en/reports/>

For details on each program go to Appendix section to the document Additional Information CAPER 2023 Puerto Rico.

		Office of Community Planning and Development U.S. Department of Housing and Urban Development Integrated Disbursement and Information System PR26 - CDBG-CV Financial Summary Report PUERTO RICO , PR	DATE: 09-04-24 TIME: 8:54 PAGE: 1
PART I: SUMMARY OF CDBG-CV RESOURCES			
01 CDBG-CV GRANT			33,178,921.00
02 FUNDS RETURNED TO THE LINE-OF-CREDIT			0.00
03 FUNDS RETURNED TO THE LOCAL CDBG ACCOUNT			0.00
04 TOTAL CDBG-CV FUNDS AWARDED			33,178,921.00
PART II: SUMMARY OF CDBG-CV EXPENDITURES			
05 DISBURSEMENTS OTHER THAN SECTION 108 REPAYMENTS AND PLANNING ADMINISTRATION			22,135,168.10
06 DISBURSED IN IDS FOR PLANNING ADMINISTRATION			1,411,517.33
07 DISBURSED IN IDS FOR SECTION 108 REPAYMENTS			0.00
08 TOTAL EXPENDITURES (SUM, LINES 05 - 07)			23,546,685.43
09 UNEXPENDED BALANCE (LINE 04 - LINE 8)			9,632,235.57
PART III: LOW/MOD BENEFIT FOR THE CDBG-CV GRANT			
10 EXPENDED FOR LOW/MOD HOUSING IN SPECIAL AREAS			0.00
11 EXPENDED FOR LOW/MOD MULTI-UNIT HOUSING			0.00
12 DISBURSED FOR OTHER LOW/MOD ACTIVITIES			22,135,168.10
13 TOTAL LOW/MOD CREDIT (SUM, LINES 10 - 12)			22,135,168.10
14 AMOUNT SUBJECT TO LOW/MOD BENEFIT (LINE 05)			22,135,168.10
15 PERCENT LOW/MOD CREDIT (LINE 13/LINE 14)			100.00%
PART IV: PUBLIC SERVICE (PS) CALCULATIONS			
16 DISBURSED IN IDS FOR PUBLIC SERVICES			21,811,419.73
17 CDBG-CV GRANT			33,178,921.00
18 PERCENT OF FUNDS DISBURSED FOR PS ACTIVITIES (LINE 16/LINE 17)			63.33%
PART V: PLANNING AND ADMINISTRATION (PA) CAP			
19 DISBURSED IN IDS FOR PLANNING ADMINISTRATION			1,430,157.60
20 CDBG-CV GRANT			33,178,921.00
21 PERCENT OF FUNDS DISBURSED FOR PA ACTIVITIES (LINE 19/LINE 20)			4.28%

PR 26 CDBG-CV financial summary

CR-10 - Racial and Ethnic composition of families assisted

Describe the families assisted (including the racial and ethnic status of families assisted).

91.520(a)

	CDBG	HOME	HTF	HOPWA
White	3,568	46	425	16
Black or African American	0	0	567	6
Asian	0	0	0	0
American Indian or American Native	14	0	0	0
Native Hawaiian or Other Pacific Islander	0	0	0	0
Total	3,582	46	992	22
Hispanic	3,568	46	992	22
Not Hispanic	14	0	0	0

Describe the clients assisted (including the racial and/or ethnicity of clients assisted with ESG)

	HESG
American Indian, Alaska Native, or Indigenous	0
Asian or Asian American	0
Black, African American, or African	0
Hispanic/Latina/e/o	0
Middle Eastern or North African	0
Native Hawaiian or Pacific Islander	0
White	0
Multiracial	0
Client doesn't know	0
Client prefers not to answer	0
Data not collected	0
Total	0

Table 2 – Table of assistance to racial and ethnic populations by source of funds

Narrative

For details in the table above: Describe the clients assisted (including the racial and/ ethnicity of clients assisted with ESG), go to Appendix section, document "Additional information CAPER 2023 Puerto Rico" for the details by each program.

The CDBG and HOME racial and ethnic composition was obtained principally from the housing rehabilitation, public service and economic development activities as entered into the IDIS system (IDIS PR23). The information included in the table may contain data from previous years, as IDIS activities can generate beneficiaries over several different program years. . The HOME program's racial and ethnic status of families assisted was obtained from the records maintained by the PRHFA and IDIS. The ESG data was obtained from the SAGE Report. The HOPWA data, these numbers only reflect the racial composition of clients assisted HOPWA Program under Tenant Based Rental assistance, Short-Term Rent, Mortgage, and Utilities (STRMU) Assistance and Transitional Housing only. Additional assistance was provided to participants under Supportive Services program that this data is not collected. The HOPWA data, these numbers reflect the racial composition of clients assisted HOPWA Program under Tenant Based Rental assistance, Short-Term Rent, Mortgage, and Utilities (STRMU) Assistance, Transitional Housing and Supportive Services Only.

In general terms, the information presented in the previous table shows that the majority of families served by CDBG, HOME, ESG and HOPWA are white, while more than 95.0% are Hispanic. Nevertheless, it is important to note that the racial and ethnic composition chart does not have a category for "Other" or "multiracial", which would have better describe Puerto Ricans, in this case all of the HOME beneficiaries identified themselves as "Other multi-racial", for the case of CDBG beneficiaries 88% or 3,153 identified themselves as "Other multi-racial", 415 as White and 14 American Indian or American Native and non-hispanic, in the case of CDBG-CV 61.4% identified themselves as White and 38.6% as Other multi-racial and almost 100% are hispanic.

In the case of ESG SAGE "Client Doesn't know/Client refused" and "Data not collected" where also included in under "white" and Hispanic, for details go to SAGE 2023 report in the appendix section or the table below "ESG racial and ethnic population 2023". For the racial composition of the ESG-CV participants the majority are White with a 49.1% and 39.6% indicated Multiple Races, 100% are Hispanic.

CR-15 - Resources and Investments 91.520(a)

Identify the resources made available

Source of Funds	Source	Resources Made Available	Amount Expended During Program Year
CDBG	public - federal	60,135,416	22,896,696
HOME	public - federal	60,347,572	914,596
HOPWA	public - federal	4,644,179	2,268,417
ESG	public - federal	3,493,404	797,324
HTF	public - federal	6,941,410	4,089,626
Other	public - federal	1,835,362,559	1,974,887,390

Table 3 - Resources Made Available

Narrative

For the PY 2023, the State had available a \$135,561,981 for the CDBG, ESG, HOPWA, HOME and HTF programs, \$10,005,815,230 for CDBG-DR funds, \$8,285,284,000 for CDBG-MIT and total of \$62,526,367 allocated for CARES Act funds for CDBG, ESG and HOPWA programs.

CDBG programs

A total of \$60,135,416 were available for the CDBG Program year 2023, of which \$22,896,696.12 were expended during the program year. In FY 2020 CDBG received an allocation of \$33,178,921 for CDBG-CV program, \$10,444,992 were expended in 2023 to prevent, prepare for, and respond to coronavirus.

For CDBG-DR funds a total of \$10,005,815,230 are available and a total of \$1,950,077,103.64 funds were expended as of June 30, 2023. For CDBG-MIT a total of \$8,285,284,000 are available and a total of \$12,688,582.12 funds were expended as of June 30, 2023. For details of CDBG-DR & CDBG-MIT expenditures reports go to: <https://cdbg-dr.pr.gov/en/reports/>.

HOME & HTF program

In the case of the HOME Program a total of \$60,347,572.38 were available as of 6-30-2023; that amount is composed of \$1,519,825.60 (balance available for disbursement from Open Activities as of 6-30-2023) and \$58,827,746.78 (balance available to commit as of 6-30-2023).

As per PR-23 report, HOME Program expended the amount of \$914,596.10 for the activities completed during the period between 7-1-2023 thru 6-30-2024. However, HOME funds really drawn from LOCCS during the same period were \$2,344,570.58.

In the case of the HTF Program, one (1) activities was completed during PY 2023 and the expended amount of \$4,089,625.99 were drawn from IDIS (as per PR105). However, HTF funds really drawn from LOCCS during the same period were \$948,569.43.

For HTF Program, the resources made available as of 6-30-2023 were \$6,941,410.29 composed of 6,540,489.90 (balance available to commit as of 6-30-2023) and \$400,920.39 (balance available for disbursement from Open Activities as of 6-30-2023).

All funds invested in the programmatic activities undertaken benefited low- and moderate-income persons and best serve the needs of the low-income communities. The activities funded and undertaken were aligned with the Consolidated Plan strategic objectives and needs priorities and represented an effective place-based market driven strategy to meet the identified community needs.

ESG programs

A total of \$3,493,404 were available for the ESG Program year 2023, of which \$797,324 were expended during the program year. In FY 2020 ESG received an allocation of \$29,026,739 for ESG-CV program, \$1,676,713 were expended in 2023 to prevent, prepare for, and respond to coronavirus; for the amount expended by component type go to appendix section.

Identify the geographic distribution and location of investments

Target Area	Planned Percentage of Allocation	Actual Percentage of Allocation	Narrative Description
CDBG- Non-entitlement communities	51	100	See explanation in the following narratives.
Statewide	49	100	During PY 2023, funds from each program were distributed in accordance with the method proposed in t

Table 4 – Identify the geographic distribution and location of investments

Narrative

During Program Year 2023, funds from each program were distributed in accordance with method proposed in the action plan. As part of the Consolidated Plan Citizen Participation process, the State identified underserved areas with high concentration of poverty, housing and health problems, and general community decay. In order to address the needs of the communities, the State public policy is driven to provide priority to communities in these areas in the PY 2023 Annual Action Plan CPD funded activities. The State collaborated with the Municipalities and Non-Profit Organizations to develop and implement geographic strategies designed to comprehensively revitalize priority areas and in a manner that will have a more lasting impact on residents. As well, the subrecipients could use the funds for activities aimed at COVID-19 preparedness, prevention and response with the CARES act supplemental funding for FY 2020.

Specific information related to each program:

CDBG Program

The CDBG allocation for non-entitlement municipalities was equally distributed among the municipalities, except for the islands of Vieques and Culebra, which both receive an additional 15% above the Equal Allocation Grant. This method follows the distribution established via the enactment of local Law 137-2014, as amended.

ESG Program

Emergency Solutions Grant (ESG) funds are available to non-profit entities and municipalities through a competitive distribution process. These funds are allocated to subrecipients without restriction to specific entities or municipalities. Through a Request for Proposal (RFP) process, all 78 municipalities on the island, as well as non-profit organizations serving the homeless, can apply for these funds. In 2023, this competitive approach has facilitated a more equitable and effective distribution of resources, ensuring that funds are directed to areas with the greatest need and fostering innovation in services provided to the most vulnerable populations in Puerto Rico.

HOPWA Program

The distribution of HOPWA funds to potential sub recipients were conducted using a competitive Request for Proposal process. For this Plan the Puerto Rico EMSA included the 78 municipalities for unobligated funds and the PR-EMSA municipalities for the HOPWA grant.

HOME Program

The State PJ has distributed funds through a competitive process. The method of distribution does not include allocation of resources based on geographic areas, so target areas are not earmarked, yet the PRHFA complies with regulations requiring that resources be allocated in non-metropolitan areas.

For the continuation of the details of each program g to Appendix section to the document: "Additional Information CAPER 2023 Puerto Rico".

Leveraging

Explain how federal funds leveraged additional resources (private, state and local funds), including a description of how matching requirements were satisfied, as well as how any publicly owned land or property located within the jurisdiction that were used to address the needs identified in the plan.

CDBG

To undertake the affordable housing and non-housing community development actions, the PR-State government combined a series of diverse public funding streams available to address the needs of the general population, including those of low- and moderate-income levels.

The non-entitlement municipalities that receive CDBG funds leverage their projects with in-kind services and funds from municipal, state, and other federal sources. The most frequent sources of funding for leverage are municipal funds. A detailed table of the leveraging for the CDBG 2023 projects is included in the appendix section.

The CDBG regulations also requires the Government of Puerto Rico to match administration costs beyond \$100,000. The CDBG match is covered by funds from the general budget.

HOPWA

In the case of HOPWA, sponsors leveraged 2023 funds from other sources.

ESG

For ESG matching contributions, each subrecipient must match dollar-for-dollar the funds provided with funds from other public or private sources. These matching contributions can come from any source, including federal sources other than the ESG program, as well as state, local, private, and other sources. In 2023, the ESG Program has continued to implement this requirement to ensure that funds are maximized and integrated with other available resources, ensuring the efficient and effective use of resources in serving vulnerable populations.

HOME

In the case of the HOME program, no match requirement was imposed to Puerto Rico State PJ during PY 2023-24, due to the severe fiscal distress affecting the Government of Puerto Rico. The typical requirement is for the State to match no less than 25 cents for each dollar of HOME funds spent on affordable housing.

Regarding to the leveraging of HOME funds for rental development activities, during PY2023 there's no completed multifamily rental activities as per PR-23 report. We are in the process to grant HOME funds for two projects with an estimated amount of \$40,000,000 approximately.

Fiscal Year Summary – HOME Match	
1. Excess match from prior Federal fiscal year	0
2. Match contributed during current Federal fiscal year	0
3. Total match available for current Federal fiscal year (Line 1 plus Line 2)	0
4. Match liability for current Federal fiscal year	0
5. Excess match carried over to next Federal fiscal year (Line 3 minus Line 4)	0

Table 5 – Fiscal Year Summary - HOME Match Report

Match Contribution for the Federal Fiscal Year								
Project No. or Other ID	Date of Contribution	Cash (non-Federal sources)	Foregone Taxes, Fees, Charges	Appraised Land/Real Property	Required Infrastructure	Site Preparation, Construction Materials, Donated labor	Bond Financing	Total Match

Table 6 – Match Contribution for the Federal Fiscal Year

HOME MBE/WBE report

Program Income – Enter the program amounts for the reporting period				
Balance on hand at begin-ning of reporting period \$	Amount received during reporting period \$	Total amount expended during reporting period \$	Amount expended for TBRA \$	Balance on hand at end of reporting period \$
187,249	64,124	138,167	0	113,206

Table 7 – Program Income

Minority Business Enterprises and Women Business Enterprises – Indicate the number and dollar value of contracts for HOME projects completed during the reporting period						
	Total	Minority Business Enterprises				White Non-Hispanic
		Alaskan Native or American Indian	Asian or Pacific Islander	Black Non-Hispanic	Hispanic	
Contracts						
Dollar Amount	0	0	0	0	0	0
Number	0	0	0	0	0	0
Sub-Contracts						
Number	0	0	0	0	0	0
Dollar Amount	0	0	0	0	0	0
	Total	Women Business Enterprises	Male			
Contracts						
Dollar Amount	0	0	0			
Number	0	0	0			
Sub-Contracts						
Number	0	0	0			
Dollar Amount	0	0	0			

Table 8 - Minority Business and Women Business Enterprises

Minority Owners of Rental Property – Indicate the number of HOME assisted rental property owners and the total amount of HOME funds in these rental properties assisted						
	Total	Minority Property Owners				White Non-Hispanic
		Alaskan Native or American Indian	Asian or Pacific Islander	Black Non-Hispanic	Hispanic	
Number	0	0	0	0	0	0
Dollar Amount	0	0	0	0	0	0

Table 9 – Minority Owners of Rental Property

Relocation and Real Property Acquisition – Indicate the number of persons displaced, the cost of relocation payments, the number of parcels acquired, and the cost of acquisition						
Parcels Acquired		0		0		
Businesses Displaced		0		0		
Nonprofit Organizations Displaced		0		0		
Households Temporarily Relocated, not Displaced		0		0		
Households Displaced	Total	Minority Property Enterprises				White Non-Hispanic
		Alaskan Native or American Indian	Asian or Pacific Islander	Black Non-Hispanic	Hispanic	
Number	0	0	0	0	0	0
Cost	0	0	0	0	0	0

Table 10 – Relocation and Real Property Acquisition

CR-20 - Affordable Housing 91.520(b)

Evaluation of the jurisdiction's progress in providing affordable housing, including the number and types of families served, the number of extremely low-income, low-income, moderate-income, and middle-income persons served.

	One-Year Goal	Actual
Number of Homeless households to be provided affordable housing units	2,560	3,314
Number of Non-Homeless households to be provided affordable housing units	2,000	288
Number of Special-Needs households to be provided affordable housing units	442	283
Total	5,002	3,885

Table 11 – Number of Households

	One-Year Goal	Actual
Number of households supported through Rental Assistance	104	0
Number of households supported through The Production of New Units	0	0
Number of households supported through Rehab of Existing Units	24	912
Number of households supported through Acquisition of Existing Units	36	0
Total	164	912

Table 12 – Number of Households Supported

Discuss the difference between goals and outcomes and problems encountered in meeting these goals.

During PY2023 (and the previous two years), the HOME program experienced a reduction in the number of families assisted with Homebuyer Assistance (in comparison with the families assisted previous to the hits of Hurricane Maria and Irma and the Covid-19 pandemic. The major reason for that reduction in Homebuyer Assistance is due to the better conditions offered to participants by the CDBG-DR HBA (Homebuyer Assistance). CDBG-DR has a broad income qualification parameters to which more families are eligible for assistance.

A table with a summary of the different single families activities attended with HOME program funds is included in the appendix section in the document "Additional information CAPER 2023 Puerto Rico".

We have impacted 20 municipalities around the island.

PRHFA made a competitive process by a Notice of Funds Availability (NOFA) to promote the development of multifamily rental projects; this NOFA combined different sources of funds including HOME, HTF, LIHTC and CDBG-DR to increase the supply of housing units needed around the island. The purpose of this NOFA is to maximize the use of public funds from multiple sources under joint selection and underwriting criteria compatible. We are in the process to grant HOME funds for two multifamily projects with an estimated amount of \$40 millions in the near future.

Regarding to the Housing Trust Fund (HTF) program, funds were used to increase the supply of housing units for rent through the development of multifamily rental projects impacting families with very and extremely low-income families. As part of the competitive process above mentioned, we are in the process to grant HTF fund in the amount of \$6,000,000 approximately to a multifamily project.

Discuss how these outcomes will impact future annual action plans.

The outcomes in the HOME program will impact the future action plans. Procedural barriers, including those that involve contracting procedures and construction and use permits, will need to be addressed to improve the performance of the program. Rehabilitation or New Construction by Owner is the HOME program activity that PRHFA is emphasizing due to the damaged caused by the hurricanes Irma and Maria and the earthquakes in the South of Puerto Rico. PRHFA is evaluating how will be more effective helping the people in need of federal assistance for their home. A substantial amendment may be expected if necessary to avoid the risk of loss.

Include the number of extremely low-income, low-income, and moderate-income persons served by each activity where information on income by family size is required to determine the eligibility of the activity.

Number of Households Served	CDBG Actual	HOME Actual	HTF Actual
Extremely Low-income	12	39	22
Low-income	26	2	
Moderate-income	2	5	
Total	40	46	

Table 13 – Number of Households Served

Narrative Information

Even in the difficult context of Puerto Rico, the PY 2023 Annual Action Plan housing strategies were implemented. The State was able to facilitate the access to affordable housing opportunity to 108

households, serving 1,665 extremely low-income, low-income and moderate income persons. This achievement shows the State commitment to address the basic housing needs of the low-income population, the responsibility of using and investing the available resources accordingly to the applicable regulations and the capability of managing and administering a Consolidated Plan process with the objective of improving the living conditions of the economically disadvantaged population segments.

Table 13 provides the number of extremely low-income, low-income, and moderate-income households served by each activity. 67.8% of the of the households served by the CDBG, HOME and HTF programs were Extremely Low-Income households, while 25.9% were Low-Income households and 6.5% were Moderate-Income households. The HOME program served a higher percentage of Extremely Low-Income households, or 84.8%, in contrast to 30.0% served by the CDBG program. CDBG program served a higher proportion of Low-income households, 65.0%.

The number of households served for the HOME program during PY2023 has been reported using PR-23 report as of 8-27-2024. As per the previously mentioned report, the total of families served during Program Year 2023 was 46, all of which were non-homeless households. The number of households served by activity in the HOME program were as follows:

- Rentals: 35
- First time homebuyers: 7
- Existing homebuyers: 4

Total 46

Regarding to HTF Program, the number of household served during PY2023 has been reported using PR105 (Status of HTF Activities). As per that report, the total of families served during Program Year 2023 was 22, all of which were non-homeless households and served by the Rental Activity.

CR-25 - Homeless and Other Special Needs 91.220(d, e); 91.320(d, e); 91.520(c)

Evaluate the jurisdiction's progress in meeting its specific objectives for reducing and ending homelessness through:

Reaching out to homeless persons (especially unsheltered persons) and assessing their individual needs

The State prioritized Street Outreach projects and Emergency Shelter projects without restrictions related to population, age, and time, including essential services provided within the shelters. In the case of Rapid Rehousing (as well as homelessness prevention activities), special attention was given to projects serving the chronic homeless population and shelters providing Rapid Rehousing assistance. As outlined in the Annual Action Plan, projects and services that promoted economic and personal self-sufficiency were also encouraged. Accordingly, funds were allocated to special projects presenting an innovative approach to connecting the homeless population with essential services, such as mobile outreach units and landlord engagement services.

Similarly, the ESG Program took several programmatic and operational measures to strengthen the implementation of these activities and help eliminate barriers that could negatively impact progress toward the program's proposed goals. This included educating the general community about ESG Program services using high-reach media to disseminate the message. As in previous years, subrecipients were encouraged to include permanent housing as a primary goal in participants' service plans.

Addressing the emergency shelter and transitional housing needs of homeless persons

Local public policies on homelessness (Law Number 130) recognize the need to promote, plan, and carry out services and facilities to address the needs of the homeless, enabling them to participate in Puerto Rican society and lead productive and social lives. Services must be offered in an integrated manner, promoting the vision of a continuous care system that ensures the uninterrupted provision of services and housing, sharing responsibilities in this crucial matter among various sectors. As part of the ESG Program's responsibilities under the Department of the Family, support is provided to the operation of Emergency Shelter facilities across the Island. These facilities offer a safe and dignified alternative to the streets for a specified period for a family or individual who is homeless, in addition to providing access to case management, medical care assessment, and referral services. This emergency shelter includes meals, sleeping arrangements, and access to phone and mail services. Before the conclusion of the limited period, each family or individual will have completed an assessment to determine self-sufficiency goals and housing needs. A family may then be referred to transitional housing, move to permanent supportive housing, or transition to other low-income housing. Each client agrees to the conditions of stay within the facility and agrees to work on a case plan designed to achieve self-sufficiency. According to the latest 2023 PIT count, only twenty-five percent (25%) of the homeless population is sheltered. To increase the number of people placed in emergency shelters, this PY2024, the Department of the

Family's ESG Program will continue supporting low-barrier emergency shelters. ESG standards have established that emergency shelter admission procedures must reflect a housing-first approach. Additionally, the ESG Program will support emergency shelters with an average bed occupancy rate of sixty-five percent (65%). Technical assistance will continue to be provided to ESG subrecipients to reduce the length of stay for individuals in emergency shelters. Individualized planning services are also established as requirements in ESG standards and must focus on placing individuals in some form of housing within ninety (90) days.

Funding for emergency shelters primarily comes from the State's ESG program. These funds are also available through the previously described RFP process. Funds can be used for the renovation of emergency shelter facilities, the operation of those facilities, and supportive services for residents, which may include Case Management, Child Care, Education, Employment Assistance and Job Training Activities, Legal Assistance, Mental Health, Substance Abuse Treatment, Transportation, and Services for Special Populations.

Helping low-income individuals and families avoid becoming homeless, especially extremely low-income individuals and families and those who are: likely to become homeless after being discharged from publicly funded institutions and systems of care (such as health care facilities, mental health facilities, foster care and other youth facilities, and corrections programs and institutions); and, receiving assistance from public or private agencies that address housing, health, social services, employment, education, or youth needs

The PRDF's ESG program is committed to providing the necessary assistance to quickly accommodate homeless individuals and families into permanent housing; and prevent individuals and families from becoming homeless. Subrecipients, including non-profit organizations and municipalities, used these ESG funds to provide relocation and housing stabilization services and short and/or medium-term rental assistance necessary to prevent a person or family from moving into an emergency shelter or another place permitted by regulation. ESG funds were also used to provide relocation and housing stabilization services and short and/or medium-term rental assistance as necessary to help a homeless person or family move as quickly as possible into permanent housing and achieve stability in that housing.

Similarly, the PRDF continued to seek coordination efforts with CoCs and government agencies in developing and observing discharge policies and strategies to prevent homelessness.

Helping homeless persons (especially chronically homeless individuals and families, families with children, veterans and their families, and unaccompanied youth) make the transition to permanent housing and independent living, including shortening the period of time that individuals and families experience homelessness, facilitating access for homeless individuals and families to affordable housing units, and preventing individuals and families who were recently homeless from becoming homeless again

The current strategy to end chronic homelessness in Puerto Rico includes the following strategies:

- Continued expansion of stakeholders involved in collaborative planning and service development within specific areas with high prevalence of chronically homeless individuals.
- Continuation of efforts to implement existing commitments and obtain new commitments from Mayors to participate in planning processes to end chronic homelessness.
- Development and implementation of specific action steps with state and municipal governments that have established eliminating chronic homelessness as a priority, such as supportive housing development, providing homeless families with public housing in municipalities that manage their public housing projects, providing permanent housing vouchers in those municipalities that manage voucher programs, coordinating support services to promote retention in permanent and supportive housing, including developing micro-enterprises for the self-employment of homeless individuals, etc.
- Implementation of specific action steps to improve access to services, reduce stigma and the criminalization of homelessness.
- Continued education and advocacy to increase the number of public and private funding sources for housing and support services for chronically homeless individuals, emphasizing those with SA/MH conditions.
- Increasing the training of municipal government representatives to partner with community organizations in the development, funding, and provision of services for chronically homeless individuals.
- Continuation with the implementation of the dedicated HMIS – currently under the San Juan Coalition and the Coalition of Coalitions – for uniform data collection to track the populations served through various systems and allow continuous monitoring of the number and quality of services provided, and outcomes for homeless individuals served.
- Collaborating with the San Juan Coalition, the Coalition of Coalitions, and member entities of each CoC to strengthen data collection processes on homelessness and the consistency of information provided by organizations.
- Continuous identification and collaboration with public and private housing developers to focus on the homeless population in supportive housing development.

CR-30 - Public Housing 91.220(h); 91.320(j)

Actions taken to address the needs of public housing

The PRPHA implemented a series of programs and activities to promote the Economic Self-Sufficiency of the Public Housing Residents. The programs funded with Public Housing funds included Education, Training, Employment, Section 3, and Business Development. The achievements of these programs between July 2019 and June 2020 are: The program had a total of 4,340 participating families; 6,187 public housing residents were focused on the Program.; 17,415 residents requested financial self-sufficiency services and were cared for; 294 service fairs were held with a total participation of 6,559 residents of public housing. **Source 2020 PRPHA PHA Plan.*

2023 PHA Annual Plan for Puerto Rico

Economic Self-Sufficiency Program:

The Economic Self-Sufficiency Program is designed to motivate, support, train, assist, direct and / or facilitate the economic independence of families assisted by the Department of Housing and Urban Development (HUD). This Program includes the following components: Education, Training, Employment, Section 3, Business Development and Homeownership.

For the year 2020-2021, goals are developed in each of the Bureaus of the Community and Resident Programs Area, considering the new challenges we face as a result of the COVID-19 Pandemic and other events that preceded it. This means that new strategies and activities will be carried out to promote, assist, provide services and satisfy the needs and interests of the affected families.

All projections are generalized for all PRPHA communities, understanding that the Economic Self-Sufficiency and Social Self-Sufficiency Programs are implemented by regulation in all projects as established in the Code of Federal Regulations, Title 24, Sub-part, 5.603.

1. For the year 2023-2024, it is projected that a total of 2,500 families will participate in the Program.
2. One hundred percent (100%) of the new tenants will be oriented on the established programs.
3. A total of 400 economic self-sufficiency service fairs will be held and one hundred percent (100%) of the residents requesting services will be attended, with the support of the Management Agents.

Education Component: By 2023-2024, 200 residents are projected to be high school graduates and over 400 residents are projected to continue or begin higher education

Training Component: For the year 2023 - 2024, it is planned to offer 100 training courses to 400 residents.

Employment Component: For the year 2022-2023, it is projected that 300 residents will be located in

different jobs and that 5,000 residents will receive technical assistance and training related to the Job Market.

Section 3 Component: For the year 2023-2024, it is projected that 300 residents will be located in different jobs and that 5,000 residents will receive technical assistance and training related to the Job Market.

Business Development Component: 1. Results for fiscal year 2021-2022: 124 micro-enterprises were created and/or received technical assistance. 956 residents were oriented about business development. 2. Through the Program, training and technical assistance will continue to be offered, aimed at the entrepreneurship of new entrepreneurs, in order to promote the economic and social self-sufficiency of individuals and families. These trainings include the technological tools and market tendencies to compete in the business market. During fiscal year 2023-2024 we expect a 10% increase on microbusiness.

Homeownership Component: For the year 2023-2024, it is planned to offer workshops, assistance and support, aimed at promoting the purchase and sale of homes.

Actions taken to encourage public housing residents to become more involved in management and participate in homeownership

Public Housing residents were encouraged to participate in management and participate of homeownership opportunities, also participate in workshops, assistance and support, aimed at promoting the purchase and sale of homes.

During fiscal year 2020-2022 (July 1, 2020- June 30, 2021) 14 units of public housing were available for sale. The PRPHA worked with residents of multiple public housing project to promote homeownership. Projections for fiscal year 2021-2022 (July 1, 2021 to June 30, 2022): Until December of this year, 22 housing units have been arranged for sale.

The State public housing strategy includes policies to promote social and economic selfsufficiency among the housing complexes residents. A key element within this strategy is to achieve resident engagement and community leadership within the housing projects. Through the engagement of the residents, the PR-PHA and the Private Administrators are able to understand the residents' views, particularly community needs and assets and how the residents understand that socio-economic improvements can be achieved.

As per the participation of homeownership actions, the PR PHA will continue to promote affordable housing opportunities to low-income homeless individuals and/or families and other vulnerable populations. Part of the Section 8 Program's initiative is to promote the independence of assisted families through the Family Self-Sufficiency (FSS), Family Unification and Homeownership programs.

Actions taken to provide assistance to troubled PHAs

No actions were taken during PR 2023. The PRPHA was not declared a troubled PHA during PY 2023.

CR-35 - Other Actions 91.220(j)-(k); 91.320(i)-(j)

Actions taken to remove or ameliorate the negative effects of public policies that serve as barriers to affordable housing such as land use controls, tax policies affecting land, zoning ordinances, building codes, fees and charges, growth limitations, and policies affecting the return on residential investment. 91.220 (j); 91.320 (i)

During program year the state continued with the implementation of the Permitting Reform Act (Law 19-2017), that seeks to streamline the permitting process for businesses and promote new investments, job creation, and economic development on the island. The new law consolidates the process to obtain a permit, certification of fire prevention, environmental health, licenses, and authorizations into a Single Permit, in order to expedite the process. One of the key elements of this law is that small and mid-sized businesses will be able to obtain the Single Permit automatically.

The law also creates the Unified Information System, which integrates all requirements to do business in Puerto Rico into a single website (One Stop-PR Doing Business). This website allows users to apply for both state and municipal permits and licenses online, through one single website.

Actions taken to address obstacles to meeting underserved needs. 91.220(k); 91.320(j)

In March 2020, Puerto Rico started to experience the effects of the COVID-19 pandemic. People lost their jobs, schools were closed, government services and private enterprise could no longer operate effectively. A survey conducted to the population of 18 years or older in Puerto Rico (May 2021) pointed out to the fact that, in one way or another, most of the residents of Island, have been impacted by the pandemic. However, information gathered through consultations and other research on the topic, reveals the possibility of certain groups of the population being disproportionately affected. These include older adults, children, individuals with disabilities or chronic illnesses, homeless and women has been disproportionately.

To address these disparities and the obstacles to meeting underserved needs, a latitude of resources, including CPD, have been used. The municipal, state and federal governments and the private sector have joined efforts to provide services to satisfy basic needs, in combination with housing activities, including:

- Rapid Rehousing
- Street Outreach
- Prevention
- Shelters

In line with that, all of the funded activities provide preferences to the underserved. During this program year:

- Non-Entitlement Municipalities continued to fund public services including job training programs and other assistance programs (WOIA, Economic Development) to help individuals secure a job to increase their family income.
- With the Housing Choice Voucher program funds the State and the Municipalities provided assistance to extremely low-income families providing them the opportunity to obtain a housing unit that safe sound and sanitary.
- The HOME funded Homebuyer Assistance activity provided financial assistance to eligible households including underserved that otherwise could not afford to purchase a home due to the lack of funds for down payment and other fees associated with a home purchase. Also, with the HOME funded Tenant-Based Rental Activity (TBRA), the State provide funds to homeless individuals with preference to people victims of domestic violence, families impacted by major disasters including Hurricanes Irma & Maria and those affected by the earthquakes in the south.
- HOME funded Rehabilitation or New Construction by Owner activity will be making a positive impact in families in need of a decent and safe home across the island. Many families are homeless since hurricanes Irma & Maria and the earthquakes in the south.
- Rapid re-housing activities using ESG funds provided homeless individuals and those who are victims of domestic violence.

Actions taken to reduce lead-based paint hazards. 91.220(k); 91.320(j)

All the affordable housing activities undertaken by the State during the PY 2023 complied with the Lead Based Paint regulations. The level of compliance was contingent to the different activities and the amount of funds invested. The following summarizes the action undertaken to address lead-based paint hazard in the CPD activities:

- Housing Rehabilitation activities with ESG Program: The State throughout the Municipalities made notification, undertook deteriorated paint identification, repair surfaces disturbed during rehabilitation and promoted safe work practices.
- Rapid Rehousing and Prevention activities with ESG Programs funds: The State undertook notification and visual assessment actions on each of the assisted householders and units.
- Regarding CDBG funds, municipalities comply with the requirements set out in the Memorandum Circular 2015-20. For each housing rehabilitation project, the municipality has to submit a document indicating the results of the evaluation regarding lead paint for each housing unit and the action that must be taken to be in compliance.
- The PRHFA have a pro-active approach to reduce lead-based- paint hazards in residential projects across the Island, including:
 - Professional assessment for deteriorated paint in units built before 1978
 - Initial and annual HQS inspections
 - Disclose information among residents of lead-based paint hazards.
 - Stabilization, removal and disposal of dangerous material. The State HOME Program has contracted companies to provide technical assistance for the evaluations, visual assessment,

HQS inspections and paint testing (when necessary) for the housing units that will be rehabilitated with HOME funds in order to comply with lead-based paint requirements and other applicable federal environmental laws and regulations.

Actions taken to reduce the number of poverty-level families. 91.220(k); 91.320(j)

In order to reduce the number families under poverty levels, the PR-State Government continued to implement its strategy of providing, maintaining and enhancing the housing stock and the promoting the creation of jobs for low- and moderate-income persons. To that effect, the following actions were taken during the reported year:

- Provided training and workforce development opportunities through the investment of funds of the Workforce Innovation and Opportunities Act (WIOA) Program. These funds are committed to assist low-income individuals in acquiring the technical knowledge and developing the work skills needed to effectively transition to the job market;
- Continued the support to post-secondary education institutions, including the Technical Colleges, that provide educational opportunities to low- and moderate-income students and job placement opportunities;
- Provided financial housing subsidies to low- and moderate-income households in order to alleviate the cost burden effect that housing has in the economic status of the families;
- Continued to support private investment in the development of affordable housing projects;
- Continued to provide Tenant Based Rent Assistance to HIV/AIDS individuals and family members;
- Continued to invest Section 8 funds for assisting eligible households in their rental needs;
- Promoted the creation of Public-Private Alliances, as a business model to promote economic development activities, to create and maintain jobs opportunities and expand the business activities base around the Island;
- Promoted the active participation of the Cooperatives Sector within strategic regional projects as a tool to create job opportunities, promote local investment and promote an increase in the regional business activities throughout the Island.

Actions taken to develop institutional structure. 91.220(k); 91.320(j)

During the reported program year, the State relied in its internal agencies structure in the undertaking of the CPD funded activities. In addition to its own internal structure, the State promoted activities through collaborative agreements with the active participation of private sector institutions, such as banks institutions, developers' organizations and community nonprofit organizations.

The state in collaboration with the private sector, non-profit organizations and the different sectors comprising our society, are working to comply with the Fiscal Plan. The collaboration is based on achieving economies and efficiencies in the services to the people.

All the CPD Programs maintained a high level of collaboration and cooperation among the service entities that carried out the activities. For example:

- CDBG funded activities mainly undertaken through the non-entitlement municipalities Service Structure. Continuous and effective communication actions, working meeting sessions and oversight and monitoring actions were taken during the reported program year.
- HOME and HTF funded activities: these activities were undertaken in collaboration with private sector institutions, such as bank entities and developer firms were the main providers of service of these activities. In some cases, coordination of efforts through Municipal PJ was required. All efforts included working meetings, follow-up actions, continues communication among the parties.
- HOPWA funded activities: these activities were undertaken through collaboration agreements established with the PR State Government Health Department (Grantee), Municipality of San Juan (Project Sponsor), Municipalities (Subrecipients) and Community Nonprofit Organizations (Subrecipients). To achieve the proposed goals, continues communication, follow-up, working sessions and oversight actions were taken during the reported period.
- ESG funded activities: these programmatic activities were mainly undertaken through the subrecipients (Municipalities and non-for-profit organizations) internal service structure. The Puerto Rico Department of the Family was the lead agency in this effort. The Department was able to create an effective communication among its components to effectively undertake the planned activities included in the PY 2023 Action Plan.

Actions taken to enhance coordination between public and private housing and social service agencies. 91.220(k); 91.320(j)

In order to enhance the level of coordination between public and private housing and community social service agencies, the State continued to undertake the following actions:

- Continued the implementation and closeout of the Neighborhood Stabilization Program (NSP);
- Continued negotiating with private developers the provision of HOME Program assistance and LIHTC assistance for the development of rental projects;
- Continued working with Puerto Rico's CoCs for the allocation of Continuum of Care funds for homeless service programs;
- Continued the collaboration efforts with local governments and non profit organizations for the provision of assistance to special population groups;
- Continued the collaboration agreement between the Puerto Rico State Department of Health and the Municipality of San Juan for the administration of the State HOPWA funds;
- Continued the efforts to support nonprofits communities' organizations sub-recipients for the provision of public services to special populations and those in need.

Identify actions taken to overcome the effects of any impediments identified in the

jurisdictions analysis of impediments to fair housing choice. 91.520(a)

The State is committed to promote actions toward the provision of affordable housing opportunities to the low- and moderate-income persons in Puerto Rico. The four State agencies continued to work tireless to guarantee that no action can impede that a low-income person interested in obtaining an affordable housing opportunity, can experience a fair and real option to do so.

CR-40 - Monitoring 91.220 and 91.230

Describe the standards and procedures used to monitor activities carried out in furtherance of the plan and used to ensure long-term compliance with requirements of the programs involved, including minority business outreach and the comprehensive planning requirements

Citizen Participation Plan 91.105(d); 91.115(d)

Describe the efforts to provide citizens with reasonable notice and an opportunity to comment on performance reports.

The availability of the draft CAPER was published in the Puerto Rico Department of Housing, web page. The notice provided instructions to the public about retrieving the document online or in person and advised of a 15-day comment period. No comments were received during that period.

CR-45 - CDBG 91.520(c)

Specify the nature of, and reasons for, any changes in the jurisdiction's program objectives and indications of how the jurisdiction would change its programs as a result of its experiences.

Does not apply.

Does this Jurisdiction have any open Brownfields Economic Development Initiative (BEDI) grants?

No

[BEDI grantees] Describe accomplishments and program outcomes during the last year.

CR-50 - HOME 24 CFR 91.520(d)

Include the results of on-site inspections of affordable rental housing assisted under the program to determine compliance with housing codes and other applicable regulations

Please list those projects that should have been inspected on-site this program year based upon the schedule in 24 CFR §92.504(d). Indicate which of these were inspected and a summary of issues that were detected during the inspection. For those that were not inspected, please indicate the reason and how you will remedy the situation.

The HOME regulation establishes that the participating jurisdictions must perform a physical inspection at project completion and during the affordability period to determine if the project meets the property standards of Section 92.251.

Please see CR-40 with the accompanying list of projects physically inspected, reviewed and financially evaluated.

Provide an assessment of the jurisdiction's affirmative marketing actions for HOME units. 24 CFR 91.520(e) and 24 CFR 92.351(a)

The PRHFA used the established affirmative marketing policies and procedures established in 24 CFR 92.351. The State PJ has made an effort to inform potential applicants from all protected groups, through seminars and other HOME conferences, about available vacant units and other HOME assisted housing. Moreover, during these seminars programs and projects are described and enable the public with information to submit applications.

The PRHFA recently redesigned its website as to provide a more detailed description of the available HOME programs and other state programs that could be combined to increase affordable housing. Moreover, private lending institutions make several referrals throughout the year of potential applicants. The State PJ actively participates meetings with the Puerto Rico Department of Housing and other outreach efforts.

Refer to IDIS reports to describe the amount and use of program income for projects, including the number of projects and owner and tenant characteristics

Describe other actions taken to foster and maintain affordable housing. 24 CFR 91.220(k) (STATES ONLY: Including the coordination of LIHTC with the development of affordable housing). 24 CFR 91.320(j)

During the past years the government of Puerto Rico has placed strong efforts in creating and preserving

affordable housing units. This has required the collaboration of multiple agencies and non-for-profit organizations. The State CDBG program, along with the HOME program has added multiple housing units to the market. These actions and market conditions have served as an incentive for local developers to transition to this market segment, due to its high demand and the change in the socioeconomic landscape. Progress can be partially attributed to the efforts undertaken by the state to combine multiple funding sources (Low-Income Housing Tax Credits, Private Loans, etc.) under a coherent affordable housing strategy. Private developers, along with municipalities have been key actors in supplying affordable housing units.

CR-55 - HOPWA 91.520(e)

Identify the number of individuals assisted and the types of assistance provided

Table for report on the one-year goals for the number of households provided housing through the use of HOPWA activities for: short-term rent, mortgage, and utility assistance payments to prevent homelessness of the individual or family; tenant-based rental assistance; and units provided in housing facilities developed, leased, or operated with HOPWA funds.

Number of Households Served Through:	One-year Goal	Actual
Short-term rent, mortgage, and utility assistance to prevent homelessness of the individual or family	70	84
Tenant-based rental assistance	132	96
Units provided in permanent housing facilities developed, leased, or operated with HOPWA funds	80	0
Units provided in transitional short-term housing facilities developed, leased, or operated with HOPWA funds	160	103

Table 14 – HOPWA Number of Households Served

Narrative

As show in the above table the State exceeded the one-year goals for the HOPWA Program. The following are the highlights of each activity funded with HOPWA funds.

- **Tenant-Based Rental Assistance (TBRA) Program:** The TBRA program provides tenant-based rental assistance to eligible individuals who are unable to afford stable housing. The assistance continues until they secure other affordable and stable housing solutions, often transitioning participants to long-term affordable housing options. This program helps prevent homelessness among individuals with HIV/AIDS by providing consistent housing support. A total of eleven (11) municipalities implemented this activity. Of the \$735,489.42 allocated to TBRA, \$28,288.06 was directed to activity delivery costs, which include administrative tasks and case management. Additionally, \$354,429.58 was disbursed specifically for housing assistance to eligible participants, ensuring they could remain in stable housing while working toward more permanent solutions.
- **Short-Term Rent, Mortgage, and Utilities (STRMU) Assistance Program:** The STRMU program offers crucial financial relief for eligible individuals, covering rent, mortgage, and utility payments for up to 21 weeks in a 52-week period. This short-term intervention is designed to stabilize housing situations in times of crisis, preventing eviction or foreclosure while individuals

regain financial stability. During the program year, the STRMU services were distributed across three geographical regions in Puerto Rico, ensuring coverage in key areas with high demand. A total of \$231,753.00 was allocated to this activity, and \$138,265.77 was disbursed, directly assisting participants in maintaining their housing and essential utilities.

- **Supportive Services Program:** Under this program supportive services and housing are offered by nonprofit organizations via contracts with the MSJ. Supportive services including health care, mental health assessment, permanent housing placement, drug and alcohol abuse treatment and counseling, day care, personal assistance, nutritional services, intensive care when required, and assistance in gaining access to local, state, and federal government benefits and services, were also provided to HOPWA recipients. Most services are provided in a residential setting. The total amount allocated for Supportive Services was \$1,197,644.54. Of the amount allocated to supportive services, the amount of \$269,258.54 corresponds to the CARES Act funds. A total of \$836,689.54 were disbursed for this activity.
- **Transitional Housing:** This category includes temporary housing, hospice care, permanent housing for chronically ill mental patients, and other types of housing with supportive services to maintain clients' quality of life. The total amount allocated for Transitional Housing was \$756,179.90. A total of \$433,753.91 were disbursed for this activity.

CR-56 - HTF 91.520(h)

Describe the extent to which the grantee complied with its approved HTF allocation plan and the requirements of 24 CFR part 93.

HTF funds have been allocated to multifamily rental projects.

1) **Rio Plata Development** – PRHFA, as the PJ for HTF Funds Puerto Rico, granted the amount of \$4,089,626 in HTF funds for the rehabilitation of Rio Plata Development project in Comerío PR. Project rehabilitation was completed during PY2023. This project consist of a total of 90 units of which 22 was HTF-assisted.

To obtain the necessary funding for this rehabilitation, HTF funds were leveraged with other financial sources including LIHTC and Private Loans (PRHFA). The leverage in the below mentioned rental project is for approximately 78% of the total development cost during PY2023 for the completed HTF multifamily rental activity.

2) **Paraiso Dorado** - PRHFA, as the PJ for the HTF Funds PR State, has reopened IDIS Activity No. 17324 during its first year of operation (as permitted by federal regulation) and conceded an additional one year to the Paraiso Dorado project in Dorado PR to grant additional HTF funds to make their housing units more resilient and improve its capacity to resist hurricane winds. Construction has been completed as of this date. As of this date, we are processing the final payment.

Tenure Type	0 – 30% AMI	0% of 30+ to poverty line (when poverty line is higher than 30% AMI)	% of the higher of 30+ AMI or poverty line to 50% AMI	Total Occupied Units	Units Completed, Not Occupied	Total Completed Units
Rental	22	0	0	22	0	22
Homebuyer	0	0	0	0	0	0

Table 15 - CR-56 HTF Units in HTF activities completed during the period

CR-58 – Section 3

Identify the number of individuals assisted and the types of assistance provided

Total Labor Hours	CDBG	HOME	ESG	HOPWA	HTF
Total Number of Activities	0	0	0	0	0
Total Labor Hours					
Total Section 3 Worker Hours					
Total Targeted Section 3 Worker Hours					

Table 15 – Total Labor Hours

Qualitative Efforts - Number of Activities by Program	CDBG	HOME	ESG	HOPWA	HTF
Outreach efforts to generate job applicants who are Public Housing Targeted Workers					
Outreach efforts to generate job applicants who are Other Funding Targeted Workers.					
Direct, on-the job training (including apprenticeships).					
Indirect training such as arranging for, contracting for, or paying tuition for, off-site training.					
Technical assistance to help Section 3 workers compete for jobs (e.g., resume assistance, coaching).					
Outreach efforts to identify and secure bids from Section 3 business concerns.					
Technical assistance to help Section 3 business concerns understand and bid on contracts.					
Division of contracts into smaller jobs to facilitate participation by Section 3 business concerns.					
Provided or connected residents with assistance in seeking employment including: drafting resumes, preparing for interviews, finding job opportunities, connecting residents to job placement services.					
Held one or more job fairs.					
Provided or connected residents with supportive services that can provide direct services or referrals.					
Provided or connected residents with supportive services that provide one or more of the following: work readiness health screenings, interview clothing, uniforms, test fees, transportation.					
Assisted residents with finding child care.					
Assisted residents to apply for, or attend community college or a four year educational institution.					
Assisted residents to apply for, or attend vocational/technical training.					
Assisted residents to obtain financial literacy training and/or coaching.					
Bonding assistance, guaranties, or other efforts to support viable bids from Section 3 business concerns.					
Provided or connected residents with training on computer use or online technologies.					
Promoting the use of a business registry designed to create opportunities for disadvantaged and small businesses.					
Outreach, engagement, or referrals with the state one-stop system, as designed in Section 121(e)(2) of the Workforce Innovation and Opportunity Act.					

Other.					
--------	--	--	--	--	--

Table 16 – Qualitative Efforts - Number of Activities by Program

Narrative

For HOPWA, Section 3 requirements are applicable only to Facility Based Housing Subsidy Development activities that receive more than \$200,000 of assistance, including those that are funded with more than one HOPWA grant year, where HUD funds total more than \$200,000. As of today, the PRDOH don't have the Facility Based Housing Development activity.

Attachment

Portada CAPER 2023 PR

GOVERNMENT OF PUERTO RICO

STATE CONSOLIDATED ACTION PLAN FOR HOUSING AND COMMUNITY DEVELOPMENT PROGRAMS

2023 CONSOLIDATED ANNUAL PERFORMANCE REPORT

September, 2024



PLAN CONSOLIDADO



DE VIVIENDA Y DESARROLLO COMUNAL DEL
ESTADO Y PLAN DE ACCIÓN ANUAL



DEPARTAMENTO DE LA
VIVIENDA
Y DESARROLLO COMUNAL

AFV



DEPARTAMENTO DE
SALUD



DEPARTAMENTO DE LA
FAMILIA
Y DESARROLLO COMUNAL

Additional Information CAPER 2023 Puerto Rico

APPENDIX-ADDITIONAL INFORMATION CAPER 2023

Table of Contents

ADDITIONAL INFORMATION – CAPER 2023.....	3
ADDITIONAL INFORMATION CR-05	3
ADDITIONAL INFORMATION CR-10	18
ADDITIONAL INFORMATION CR-15	21
ADDITIONAL INFORMATION CR-20	42
ADDITIONAL INFORMATION CR-40	45
Attachments.....	60
PR 23 CDBG SUMMARY OF ACCOMPLISHMENTS	60
PR 25 CDBG FINANCIAL SUMMARY REPORT	61
PR 26 CDBG-CV FINANCIAL SUMMARY REPORT	62
PR 28 PERFORMANCE AND EVALUATION REPORT	63
ESG-CV 2023 Expenditures.....	64
CAPER Public Notice 2023	66
ESG-CV CAPER 2023.....	69
SAGE 2023.....	77

ADDITIONAL INFORMATION – CAPER 2023

ADDITIONAL INFORMATION CR-05

Assess how the jurisdiction's use of funds, particularly CDBG, addresses the priorities and specific objectives identified in the plan, giving special attention to the highest priority activities identified.

CDBG Program

CDBG funds were used in accordance with the action plan and were in its majority directed to address the needs of low- and moderate-income persons . As stated in the Action Plan, and in accordance with local public policy, funds were distributed to non-entitlement municipalities on an equal basis, through a formula allocation, with the exception of the islands of Vieques and Culebra, that received 15% in additional allocation. In terms of the specific activities, the government's fiscal situation, the lack of access to capital and constrained municipal finances have all contributed to placing most CDBG efforts in housing, public service and infrastructure projects. CDBG funds were used specifically to support the following eligible activities:

- **Economic development** – A total of 1,205 business received benefit of community development projects for building, acquisition, construction and rehabilitation of the business and a total of 10 jobs were created. Also, 21 more jobs were created with the benefit of micro-enterprise assistance. A total of \$308,439.55 was disbursed for this activity.
- **Public facilities and improvements** - A total of 708,483 low and income persons received benefit of community development projects aimed to improve living conditions and infrastructure. A total of \$16,493,143.17 was disbursed for this activity.
- **Public services** – A total of 15,404 low and income persons received benefit to attend special needs population. The total disbursed for this activity was \$1,864,545.87.
- **Housing rehabilitation** – As part of strategy to provide decent housing and suitable living environment to low- and moderate-income persons, 244 were rehabilitated. The total disbursed for this activity was \$1,009,368.68.

The following table provides a summary of the CDBG-CV financial summary report. Details for CDBG-CV funds are included in the Appendix Section, PR 26 CDBG-CV Financial Summary Report. For the information of the other programs go to Appendix Section. For details of CDBG-DR expenditures and accomplishment reports go to: <https://cdbg-dr.pr.gov/en/reports/>

	Office of Community Planning and Development	DATE: 09/04/24
	U.S. Department of Housing and Urban Development	TIME: 8:24
	Integrated Disbursement and Information System	PAGE: 1
	PRJS - CDBG-CV Financial Summary Report	
PUERTO RICO, PR		

PART II: SUMMARY OF CDBG-CV RESOURCES

01 CDBG-CV GRANT	33,178,021.00
02 FUNDS RETURNED TO THE LINE OF CREDIT	0.00
03 FUNDS RETURNED TO THE LOCAL CDBG ACCOUNT	0.00
04 TOTAL CDBG-CV FUNDS AWARDED	33,178,021.00

PART III: SUMMARY OF CDBG-CV EXPENDITURES

05 DISBURSEMENTS OTHER THAN SECTION 106 REPAYMENTS AND PLANNING ADMINISTRATION	22,135,188.10
06 DISBURSED IN IDS FOR PLANNING ADMINISTRATION	1,411,517.38
07 DISBURSED IN IDS FOR SECTION 106 REPAYMENTS	0.00
08 TOTAL EXPENDITURES (SUM. LINES 05 - 07)	23,546,695.48
09 UNEXPENDED BALANCE (LINE 04 - LINE 08)	1,632,236.52

PART III: LOWMOD BENEFIT FOR THE CDBG-CV GRANT

10 EXPENDED FOR LOWMOD HOUSING IN SPECIAL AREAS	0.00
11 EXPENDED FOR LOWMOD MULTI-UNIT HOUSING	0.00
12 DISBURSED FOR OTHER LOWMOD ACTIVITIES	22,135,188.10
13 TOTAL LOWMOD CREDIT (SUM. LINES 10 - 12)	22,135,188.10
14 AMOUNT SUBJECT TO LOWMOD BENEFIT (LINE 05)	22,135,188.10
15 PERCENT LOWMOD CHECK (LINE 13/LINE 14)	100.00%

PART IV: PUBLIC SERVICE (PS) CALCULATIONS

16 DISBURSED IN IDS FOR PUBLIC SERVICES	21,014,189.73
17 CDBG-CV GRANT	33,178,021.00
18 PERCENT OF FUNDS DISBURSED FOR PS ACTIVITIES (LINE 16/LINE 17)	63.33%

PART V: PLANNING AND ADMINISTRATION (PA) CAP

19 DISBURSED IN IDS FOR PLANNING ADMINISTRATION	1,420,157.60
20 CDBG-CV GRANT	33,178,021.00
21 PERCENT OF FUNDS DISBURSED FOR PA ACTIVITIES (LINE 19/LINE 20)	4.28%

PR 26 CDBG-CV Financial Summary

HOPWA Program

The major initiative undertaken during this program year included:

1. HOPWA funds
 - a. Completed 18 monitoring Review;
 - b. Provided assistance to eligible families under the following programs:
 - i) Tenant Based Rental Assistance to 94 families;
 - ii) Short-Term Rental, Mortgage and Utilities to 84 families;
 - iii) Transitional Housing to 103 families and;
 - iv) Supportive Services to 709 participants

As per the service activities undertaken PY 2023, the HOPWA sub-recipients provided short-term rent, mortgage and/or utility assistance payments, supportive services, Tenant Based Rental Assistance, and other eligible activities to persons infected with HIV/AIDS and their families to prevent homelessness.

During FY2023, a total of twenty-eight (28) eligible activities were implemented to support HOPWA participants. These activities were carried out by nine (9) non-profit organizations and eleven (11) municipalities, which collectively expended 50.28% of the funds allocated for contracted activities as of June 30, 2024. Additionally, the municipality allocated \$350,000.00 from previous years' funding to sub-recipients, of which 68.12% had been expended. As for the 2020 HOPWA Cares funds, a total of \$320,130.10 had been allocated by June 30, 2024, to provide supportive services to non-profit organizations and municipalities.

Considering all HOPWA funded allocations during 2023-2024 a total of \$2,909,001.32 were used to support HOPWA eligible activities describe as follow:

- **Tenant-Based Rental Assistance (TBRA) Program:** The TBRA program provides tenant-based rental assistance to eligible individuals who are unable to afford stable housing. The assistance continues until they secure other affordable and stable housing solutions, often transitioning participants to long-term affordable housing options. This program helps prevent homelessness among individuals with HIV/AIDS by providing consistent housing support. A total of eleven (11) municipalities implemented this activity. Of the \$735,489.42 allocated to TBRA, \$28,288.06 was directed to activity delivery costs, which include administrative tasks and case management. Additionally, \$354,429.58 was disbursed specifically for housing assistance to eligible participants, ensuring they could remain in stable housing while working toward more permanent solutions.
- **Short-Term Rent, Mortgage, and Utilities (STRMU) Assistance Program:** The STRMU program offers crucial financial relief for eligible individuals, covering rent, mortgage, and utility payments for up to 21 weeks in a 52-week period. This short-term intervention is designed to stabilize housing situations in times of crisis, preventing eviction or foreclosure while individuals regain financial stability. During the program year, the STRMU services were distributed across three geographical regions in Puerto Rico, ensuring coverage in key areas with high demand. A total of \$231,753.00 was allocated to this activity, and \$138,265.77 was disbursed, directly assisting participants in maintaining their housing and essential utilities.
- **Supportive Services Program:** The Supportive Services Program is critical in addressing the complex needs of HOPWA recipients, who often require more than just housing assistance. Nonprofit organizations contracted by the Municipality of San Juan (MSJ) provided an array of supportive services under this program, including health care, mental health assessments, permanent housing placement, drug and alcohol treatment and counseling, childcare, personal assistance, and nutritional services. Intensive care services were also offered when required, alongside efforts to help participants access local, state, and federal government benefits. These services were often provided in residential settings, ensuring recipients received holistic care in a stable environment. A total of \$1,197,644.54 was allocated for this activity, which includes funding from previous years and HOPWA-CV (CARES Act) funding. Of this, \$836,689.54 was disbursed for the direct provision of these services.
 - **Supportive Services Provided by Sub-recipients with HOPWA Housing Subsidy Assistance:** Sub-recipients that delivered both supportive services and housing assistance were allocated \$446,039.00. These funds supported a range of essential services in addition to housing subsidies, with \$271,833.33 disbursed to ensure that participants received comprehensive care and housing support.
 - **Supportive Services Provided by Sub-recipients Offering Only Supportive Services:** Sub-recipients that focused exclusively on supportive services were allocated \$751,605.54, including \$269,258.54 from CARES Act funds. These services provided critical support during the COVID-19 pandemic, addressing heightened needs within the community. A total of \$564,856.21 was disbursed,

including CARES Act funds, ensuring the continuity of vital services for vulnerable populations.

- **Transitional Housing:** This category plays a key role in offering temporary housing solutions for individuals who need structured support before transitioning to permanent housing. The services provided under this category include hospice care, detox services, and permanent housing for chronically ill individuals with mental health conditions. These supportive housing arrangements are designed to maintain clients' quality of life while addressing their immediate health and housing needs. In total, \$756,179.90 was allocated to Transitional Housing, and \$433,753.91 was disbursed. The transitional nature of this housing allows participants to stabilize and receive critical care before securing more permanent housing solutions, significantly improving their long-term outcomes.

ESG Program

In 2023, the strategies to address the primary housing and supportive service needs of homeless individuals and families were further strengthened. The Emergency Solutions Grant (ESG) program continued to have a significant impact on the community by distributing a total of \$2,165,875.44 to 40 nonprofit organizations and municipalities for their respective projects. Additionally, the ESG program remained committed to vulnerable populations, supported by a special allocation of \$29,026,739.44 (ESG-CV), which continued into 2023. This allocation effectively supported homeless individuals, people fleeing situations of violence, those in emergency shelters, and individuals at risk of homelessness.

Thanks to the efficient execution of ESG-CV funds, services continued to be provided at the twenty-four Temporary Emergency Shelters with non-congregate living spaces, established in response to the COVID-19 emergency and strategically distributed across the island. These shelters have become essential spaces to combat homelessness in Puerto Rico by providing safe environments and critical services to those in need. These shelters have since transitioned to operate under the regular ESG program, ensuring the continuity of vital services and long-term sustainability.

Temporary Shelters Locations	
Location	Number of Shelters
Canóvanas	1
San Juan	5
Trujillo Alto	1
Vega Baja	2
Utua	2
Cayey	1
Arecibo	1

To mitigate the financial challenges faced by municipalities and nonprofit organizations in implementing federally funded programs, the Emergency Solutions Grant (ESG) Program has

strengthened its advance funding system. This improvement has facilitated more agile execution of activities, enabling rapid and efficient responses to the needs of the population we serve. These funds have been allocated to cover the operational expenses of entities and municipalities operating emergency shelters and other eligible activities.

In 2023, the ESG Program also expanded its media outreach with a robust campaign aimed at educating citizens about the available services. This campaign promoted the services offered by the program's subrecipients to connect individuals with the necessary resources to eradicate homelessness in Puerto Rico. Furthermore, the ESG Program continued its active participation in large-scale events organized by the Government of Puerto Rico, providing essential information about the services available through public agencies.

Another ongoing initiative of the ESG program is our project "ESG Te Orienta," which provided educational tools to subrecipients through workshops focused on programmatic and fiscal concepts. This effort was complemented by technical visits conducted by ESG Program staff to all subrecipient entities. These visits allowed for the identification of minor issues and the implementation of continuous improvement plans to ensure efficiency and effectiveness in service delivery.

Thanks to these continuous efforts and the successful conclusion of the special COVID allocation, the ESG Program has not only maintained its commitment to the most vulnerable individuals but also enhanced its response capacity and created new opportunities to address homelessness in Puerto Rico, contributing to an improved quality of life for at-risk populations.

HOME Program

The HOME program allocated the funds according to the priorities identified in the Strategic Plan to address the housing needs of low- and moderate-income persons. The program addresses both homeownership and rental needs through homebuyer assistance programs, subsidies to developers of multifamily rental projects, rental assistance programs and homeownership rehabilitation for substandard housing. These approaches address housing affordability issues in Puerto Rico, where the median cost of safe and decent housing is considerably higher than the median income of residents and where a substantial amount of substandard housing is present and located in areas affected by environmental risks. As per PR-23 report, a total of 46 HOME-assisted units were occupied during PY2023 across the island.

Housing Trust Fund (HTF)

The Housing Trust Fund (HTF) program addresses the rental needs through subsidies to developers of multifamily rental projects. This approach addresses housing affordability issues in Puerto Rico, where the median cost of safe and decent housing is considerably higher than the median income of residents and where a substantial amount of substandard housing is present and located in areas affected by environmental risks. As the PJ of the State HOME Program, PRHFA has allocated HTF funds for two (2) multifamily projects located at: Comerío (Rio Plata Development project) and Dorado (Paraíso Dorado project). Rio Plata Development project completed during PY2023 its rehabilitation process of a total of 90 housing units (of which 22 are HTF-assisted units). All of the 22 HTF-assisted units were occupied during PY2023.

In the case of Paraíso Dorado project, PRHFA (as the PJ for the HTF Funds PR State), has reopened IDIS Activity No. 17324 during its first year of operation (as permitted by federal regulation) and conceded an additional one year to the Paraíso Dorado project in Dorado PR to grant additional

HTF funds to make their housing units more resilient and improve its capacity to resist hurricane winds. Construction has been completed and all the units are occupied only pending to process the final payment.

In the case of Paraíso Dorado project, a total of 3 additional HTF-assisted units were occupied.

CDBG

Non-entitlement municipalities requested 2023 funds following the priorities identified in the Plan. The lack of access to capital, and constrained municipal finances, have all contributed to placing most CDBG efforts in housing, public service and infrastructure projects. CDBG activities have almost been exclusively destined to low and moderate-income population. The following is a summary of the CDBG & CDBG-CV activities performance (IDIS PR23) during program year 2023:

For details of CDBG-DR expenditures and accomplishment reports go to: <https://cdbg-dr.pr.gov/en/reports/>

PUERTO RICO


Count of CDBG Activities with Disbursements by Activity Group & Matrix Code

Activity Group	Activity Category	Open Count	Open Activities Disbursed	Completed Count	Completed Activities Disbursed	Program Year Count	Total Activities Disbursed
Economic Development	CI Building Acquisition, Construction, Micro-Enterprise Assistance (18C)	1	\$103,610.77	1	\$183,496.78	2	\$287,107.55
		2	\$11,332.00	1	\$10,000.00	3	\$21,332.00
	Total Economic Development	3	\$114,942.77	2	\$193,496.78	5	\$308,439.55
Housing	Rehab; Single-Unit Residential (14A)	20	\$849,024.13	10	\$160,344.55	30	\$1,009,368.68
	Total Housing	20	\$849,024.13	10	\$160,344.55	30	\$1,009,368.68
Public Facilities and Improvements	Senior Centers (03A)	2	\$0.00	0	\$0.00	2	\$0.00
	Neighborhood Facilities (03E)	4	\$0.00	0	\$0.00	4	\$0.00
	Parks, Recreational Facilities (03F)	21	\$405,156.12	9	\$446,346.96	30	\$851,503.08
	Parking Facilities (03G)	3	\$0.00	0	\$0.00	3	\$0.00
	Flood Drainage Improvements (03I)	2	\$0.00	0	\$0.00	2	\$0.00
	Street Improvements (03K)	141	\$5,451,459.45	120	\$10,124,101.03	261	\$15,575,560.48
	Sidewalks (03L)	2	\$0.00	1	\$23,979.61	3	\$23,979.61
	Other Public Improvements Not Listed in Non-Residential Historic Preservation (16B)	5	\$0.00	1	\$42,100.00	6	\$42,100.00
		2	\$0.00	0	\$0.00	2	\$0.00
	Total Public Facilities and Improvements	182	\$5,856,615.57	131	\$10,636,527.60	313	\$16,493,143.17
Public Services	Senior Services (05A)	97	\$1,260,756.14	32	\$315,659.89	129	\$1,576,416.03
	Services for Persons with Disabilities (05B)	5	\$46,143.05	0	\$0.00	5	\$46,143.05
	Youth Services (05D)	16	\$130,599.14	7	\$68,044.51	23	\$198,643.65
	Child Care Services (05L)	4	\$29,957.14	0	\$0.00	4	\$29,957.14
	Health Services (05M)	1	\$1,452.80	2	\$3,933.20	3	\$5,386.00
	Other Public Services Not Listed in 05A-05Y	2	\$0.00	0	\$0.00	2	\$0.00
	Total Public Services	125	\$1,476,908.27	41	\$387,637.60	166	\$1,864,545.87
General Administration and Planning	General Program Administration (21A)	131	\$1,960,544.97	52	\$557,563.74	183	\$2,518,108.71
	State Administration (21J)	5	\$334,838.67	1	\$46,661.53	6	\$381,500.20
	Total General Administration and Planning	136	\$2,303,383.64	53	\$604,225.27	189	\$2,907,608.91
Repayment of Section 108 Loans	Planned Repayment of Section 108 Loan	5	\$0.00	10	\$207,000.00	15	\$207,000.00
	Payment of Interest on Section 108 Loans	1	\$0.00	9	\$106,589.94	10	\$106,589.94
	Total Repayment of Section 108	6	\$0.00	19	\$313,589.94	25	\$313,589.94
Grand Total		472	\$10,600,874.38	256	\$12,295,821.74	728	\$22,896,696.12

CDBG Sum of Actual Accomplishments by Activity Group and Accomplishment Type						
Activity Group	Matrix Code	Accomplishment Type	Open Count	Completed Count	Program Year	
Economic Development	GI Building Acquisition, Construction, Rehabilitation (17C)	Business	1,205	0	1,205	
	Micro-Enterprise Acquisitions (18C)	Jobs	0	10	10	
	Total Economic Development	Jobs	3	10	23	
			1,208	20	1,234	
Housing	Rehab Single-Unit Residences (14A)	Housing Units	136	118	241	
	Total Housing		136	118	244	
Public Facilities and Improvements	Senior Centers (33A)	Persons	0	0	0	
	Neighborhood Facilities (33B)	Persons	3,418	0	3,418	
	Parks, Recreational Facilities (33F)	Persons	170,560	13,880	224,240	
		Jobs	0	0	0	
	Parking Facilities (33G)	Persons	15,380	0	15,380	
	Flood Damage Improvements (33I)	Persons	1,430	0	1,430	
	Street Improvements (33K)	Persons	222,206	222,162	444,368	
	Sewerlines (33L)	Persons	1,910	4,470	6,380	
	Other Public Improvements Not Listed in CDA-CDS (33Z)	Persons	5,660	3,817	9,557	
	Non-Residents' Historic Preservation (33M)	Organizations	3,710	0	3,710	
	Total Public Facilities and Improvements		414,264	284,219	708,483	
Public Services	Senior Services (35A)	Persons	1,209	1,116	2,325	
	Services for Persons with Disabilities (35B)	Persons	3	0	3	
	Youth Services (35C)	Persons	1,230	1,317	2,577	
	Child Care Services (35L)	Persons	80	0	80	
	Health Services (35N)	Persons	72	10,457	10,529	
	Other Public Services Not Listed in CDA-CDS, COT (35Z)	Persons	0	0	0	
	Total Public Services		2,594	12,810	15,404	
Grand Total			418,292	297,165	725,367	

CDBG Beneficiaries by Racial / Ethnic Category				
Housing-Non Housing	Race	Total Persons	Total Hispanic Persons	Total Households
Housing	White	0	0	66
	Other multi-racial	0	0	147
	Total Housing	0	0	213
Non Housing	White	415	401	0
	Amer. Indian/Alaskan Native & Black/African Amer.	14	14	0
	Other multi-racial	3,153	3,153	0
	Total Non Housing	3,582	3,568	0
Grand Total	White	415	401	66
	Amer. Indian/Alaskan Native & Black/African Amer.	14	14	0
	Other multi-racial	3,153	3,153	147
	Total Grand Total	3,582	3,568	213

CDBG Beneficiaries by Income Category				
Housing-Non Housing	Income Levels	Owner Occupied	Renter Occupied	Persons
Housing	Extremely Low (<=30%)	12	0	3
	Low (>30% and <=50%)	26	0	0
	Med (>50% and <=80%)	2	0	0
	Total Low-Med	40	0	0
	Non Low-Med (>80%)	0	0	0
	Total Beneficiaries	40	0	0
Non Housing	Extremely Low (<=30%)	0	0	570
	Low (>30% and <=50%)	0	0	636
	Med (>50% and <=80%)	0	0	499
	Total Low-Med	0	0	1,665
	Non Low-Med (>80%)	0	0	11
	Total Beneficiaries	0	0	1,696

	U.S. Department of Housing and Urban Development				DATE: 09-04-24	
	Office of Community Planning and Development				TIME: 8:51	
	Integrated Disbursement and Information System				PAGE: 1	
	CDDBG-CV Summary of Accomplishments					
				Program Year: 2023		
PUERTO RICO						
Count of CDDBG-CV Activities with Disbursements by Activity Group & Matrix Code						
Activity Group	Activity Category	Open Count	Open Activities Disbursed	Completed Count	Completed Activities Disbursed	Program Year Count
Economic Development	Micro-Enterprise Assistance (18C)	4	\$0.00	0	\$0.00	4
	Total Economic Development	4	\$0.00	0	\$0.00	4
Housing	Energy Efficiency Improvements (14F)	2	\$0.00	0	\$0.00	2
	Total Housing	2	\$0.00	0	\$0.00	2
Public Facilities and Improvements	Senior Centers (03A)	1	\$0.00	0	\$0.00	1
	Neighborhood Facilities (03C)	2	\$21,972.46	0	\$0.00	2
	Parks, Recreational Facilities (03F)	2	\$17,900.00	10	\$168,892.72	12
	Health Facilities (03P)	2	\$18,429.19	0	\$0.00	2
	Other Public Improvements Not Listed in	1	\$0.00	0	\$0.00	1
	Total Public Facilities and	8	\$174,811.65	10	\$168,892.72	18
Public Services	Senior Services (05A)	110	\$5,149,510.91	0	\$0.00	110
	Services for Persons with Disabilities (05B)	7	\$75,365.77	0	\$0.00	7
	Youth Services (05D)	2	\$67,393.16	0	\$0.00	2
	Health Services (05M)	22	\$818,290.26	0	\$0.00	22
	Substance Treatment (05Q)	46	\$1,341,683.66	0	\$0.00	46
	Food Banks (05W)	3	\$40,000.00	0	\$0.00	3
	Other Public Services Not Listed in 05A-05W	41	\$1,879,062.50	0	\$0.00	41
	Total Public Services	233	\$9,571,534.26	0	\$0.00	233
	General Program Administration (23A)	85	\$511,156.88	5	\$18,596.40	90
	Fair Housing Activities (Subject to 20%	1	\$0.00	0	\$0.00	1
Grand Total	Total General Administration and	86	\$511,156.88	5	\$18,596.40	91
		322	\$10,257,502.79	15	\$187,489.12	348
CDDBG-CV Sum of Actual Accomplishments by Activity Group and Accomplishment Type						
Activity Group	Matrix Code	Accomplishment Type		Open Count	Completed Count	Program Year Totals
Economic Development	Micro-Enterprise Assistance (18C)	Persons		60	0	60
	Total Economic Development			60	0	60
Housing	Energy Efficiency Improvements (14F)	Housing Units		0	0	0
	Total Housing			0	0	0
Public Facilities and Improvements	Senior Centers (03A)	Persons		0	0	0
	Neighborhood Facilities (03C)	Persons		2,405	0	2,405
	Parks, Recreational Facilities (03F)	Persons		2,545	9,715	12,260
	Health Facilities (03P)	Persons		72,380	0	72,380
	Other Public Improvements Not Listed in 03A-03F (03Z)	Persons		0	0	0
	Total Public Facilities and Improvements			77,330	9,715	87,045
Public Services	Senior Services (05A)	Persons		5,309	0	5,309
	Services for Persons with Disabilities (05B)	Persons		48	0	48
	Youth Services (05D)	Persons		33	0	33
	Health Services (05M)	Persons		152,811	0	152,811
	Substance Treatment (05Q)	Persons		9,070	0	9,070
	Food Banks (05W)	Persons		3,904	0	3,904
	Other Public Services Not Listed in 05A-05W, 05T (05Z)	Persons		13,495	0	13,495
	Total Public Services			185,661	0	185,661
Grand Total			283,291	9,715	292,996	

CDBG-CV Beneficiaries by Racial / Ethnic Category					
Housing-Non Housing	Race	Total Persons	Total Hispanic Persons	Total Households	Households
Non Housing	White	12,342	12,325	0	0
	Other multi-racial	2,774	2,774	0	0
	Total Non Housing	20,116	20,699	0	0
Grand Total	White	12,342	12,325	0	0
	Other multi-racial	2,774	2,774	0	0
	Total Grand Total	20,116	20,699	0	0

CDBG-CV Beneficiaries by Income Category				
Income Levels	Owner Occupied	Renter Occupied	Persons	
Non Housing				
Extremely Low (<= 30%)	0	0	357	
Low (>30% and <= 50%)	0	0	5,067	
Mod (>50% and <= 80%)	0	0	326	
Total Low-Mod	0	0	5,780	
Non Low-Mod (>80%)	0	0	4	
Total Beneficiaries	0	0	5,784	

HOPWA

The following table shows the distribution of funds by Program Category as included in the PY 2023 Annual Action Plan.

DOH HOPWA PROGRAM CAPER PY 2023-2024								
Administration								
Description/Location	Proposed Goal	Allocation 2023	Served	Funded 2023	Served	Funded Pre-2023	Total served	Total Allocation
For the grantee administrative costs of the HOPWA Program.	N/A	\$78,813.00	N/A	\$78,813.00	N/A	0	N/A	\$78,813.00
For the City of San Juan administrative costs of the HOPWA program.	N/A	\$178,380.00	N/A	\$178,380.00	N/A	0	N/A	\$178,380.00
Housing Activities Sub recipients								
To undertake HOPWA eligible housing related activities								
TBRA - Rent subsidy for adequate housing through certificates with HIV/AIDS in the municipalities of Puerto Rico. (Indicate 120 households)	132	\$838,997.00	96	\$707,201.36	0	\$0.00	96	\$707,201.36
Delivery Costs TBRA - To cover the costs of the delivery TBRA activity of municipal sponsors.	N/A	\$33,732.00	N/A	\$28,288.06	N/A	\$0.00	N/A	\$28,288.06
Grants to Non-Profit for Housing - To provide grant to be used for operational expenses of the transitional housing and STRMU. (80+130=210 Housing and 70 STRMU)	310	\$973,135.00	146	\$801,920.90	41	\$186,012.00	187	\$987,932.90
Total Housing Activities Sub recipients	442	\$1,845,864.00	242	\$1,537,410.32	41	\$186,012.00	283	\$1,723,422.32

DOH HOPWA PROGRAM CAPER PY 2023-2024

Supportive Services and other eligible activity

To provide grants to be used for supportive services and operational expenses.	465	\$524,047.00	487	\$764,398.00	222	\$163,988.00	709	\$928,386.00
Total Supportive Services and other eligible activity	465	\$524,047.00	487	\$764,398.00	222	\$163,988.00	709	\$928,386.00
2023-2024 UnCommitted Allocation				\$68,102.68				
FY 2023-2024 DEPARTMENT OF HOUSING ALLOCATION		\$2,627,104.00	729	\$2,627,104.00	263	\$350,000.00	992	\$2,909,001.32

CARES ACT 2020 Formula Grants

For the grantee administrative costs of the HOPWA Program.	N/A		N/A	\$0.00	N/A	\$19,242.00	N/A	\$19,242.00
For the City of San Juan administrative costs of the HOPWA program.	N/A		N/A	\$0.00	N/A	\$13,505.92	N/A	\$13,505.92
To provide grants to be used for supportive services and operational expenses.	N/A		N/A	\$0.00	N/A	\$242,441.54	N/A	\$242,441.54
Grants to Non-Profit for Housing - To provide grant to be used for Short Term Mortgage and Utilities	N/A		N/A	\$0.00	N/A	\$5,448.64	N/A	\$5,448.64
Grants to Non-Profit for Housing - To provide grant to be used for Transitional Housing	N/A		N/A	\$0.00	N/A	\$39,492.00	N/A	\$39,492.00
Total CARES Act Allocations				\$0.00		\$320,130.10		\$320,130.10
Total		\$2,627,104.00	729	\$2,559,001.32	263	\$630,638.10	992	\$3,229,131.42

HOME PROGRAM - Number of Households Assisted during the reporting period:

Per IDIS PR-23 report dated 8-27-2024 16:34 PM, HOME Program Puerto Rico completed 46 housing units during PY2023. Some of the housing units were occupied during previous program year. The following table provides a summary of such accomplishments by activity type. Active cases or funded during PY2023 differ from cases completed as per PR-23. For this CAPER 2023 purposes, we are including cases completed per PR-23; additional information will be found in CR-20 section of this CAPER.

The table below also provides a summary of units completed during PY 2023 by area median income (AMI). In terms of unit completion by racial category, the PR-23 identifies all housing units as provided to other multi-racial, particularly Hispanics. These results are consistent with the composition of racial minorities within the Island, which are predominantly of some Hispanic origin (see below).

Program Year: 2023

Start Date 01-Jul-2023 - End Date 30-Jun-2024

PUERTO RICO**Home Disbursements and Unit Completions**

Activity Type	Disbursed Amount	Units Completed	Units Occupied
TBRA Families	\$133,079.00	35	35
First Time Homebuyers	\$268,320.08	7	7
Existing Homeowners	\$513,197.02	4	4
Total, Rentals and TBRA	\$133,079.00	35	35
Total, Homebuyers and Homeowners	\$781,517.10	11	11
Grand Total	\$914,596.10	46	46

Home Unit Completions by Percent of Area Median Income

Activity Type					Units Completed	
	0% - 30%	31% - 50%	51% - 60%	61% - 80%	Total 0% - 60%	Total 0% - 80%
TBRA Families	35	0	0	0	35	35
First Time Homebuyers	0	2	1	4	3	7
Existing Homeowners	4	0	0	0	4	4
Total, Rentals and TBRA	35	0	0	0	35	35
Total, Homebuyers and Homeowners	4	2	1	4	7	11

Program Year: 2023
 Start Date 01-Jul-2023 - End Date 30-Jun-2024

PUERTO RICO

Home Disbursements and Unit Completions						
Grand Total	39	2	1	4	42	46

Home Unit Reported As Vacant

Activity Type	Reported as Vacant
TBRA Families	0
First Time Homebuyers	0
Existing Homeowners	0
Total, Rentals and TBRA	0
Total, Homebuyers and Homeowners	0
Grand Total	0

Home Unit Completions by Racial / Ethnic Category

	TBRA Families		First Time Homebuyers		Existing Homeowners	
	Units Completed	Units Completed - Hispanics	Units Completed	Units Completed - Hispanics	Units Completed	Units Completed - Hispanics
Other multi-racial	35	35	7	7	4	4
Total	35	35	7	7	4	4

	Total, Rentals and TBRA		Total, Homebuyers and Homeowners		Grand Total	
	Units Completed	Units Completed - Hispanics	Units Completed	Units Completed - Hispanics	Units Completed	Units Completed - Hispanics
Other multi-racial	35	35	11	11	46	46
Total	35	35	11	11	46	46

HTF - Number of Households Assisted during the reporting period:


Per IDIS PR-103 report (Program and Beneficiary Characteristics for Completed Units) dated 8-28-2024 12:23 PM and PR-105 (Status of HTF Activities), HOME Program Puerto Rico completed 22 housing units during PY2023. All of the 22 completed housing units were occupied during PY2023. The following table provides a summary of such accomplishments by activity type.

	U.S. Department of Housing and Urban Development	DATE:	08-28-24
	Office of Community Planning and Development	TIME:	12:30
	Integrated Disbursement and Information System	PAGE:	1
	Status of HTF Activities		
IDIS - PR105			

Grantee: PUERTO RICO

Recipient	Tenant Type	Activity Type	Program Year	IDG Project ID	IDG Activity ID	Activity Name	Activity Address	Activity Status	Status Date	Initial Funding Date	HTF Units	Total Units	Completed Amount	Drawn Amount	PCF	Other Funds
PUERTO RICO	ReNT	NPM CONSTRUCTION	2019	83	1700	PARADO CORADO 05 (PAR-0001)	PR 00680 KM 0.5 NAVEVA, HOLLAND WARD CORADO, PR 00681	Open	8/29/23	3/28/27	2	55	\$1,113,319	\$079,899	88.5%	53
PUERTO RICO	ReNT	NPM CONSTRUCTION	2019	83	1700	RIO RATA STATE RD (RPM-0001) 108 KM 0.1	PR 00715 STATE RD 108 KM 0.1 PALOMAS WARD CORDERO, PR 00702	Completed	10/30/23	12/18/23	12	90	\$4,089,826	\$4,089,826	100.0%	\$14,087.93

The table below also provides a summary of units completed during PY 2023 by area median income (AMI). In terms of unit completion by racial category, the PR-23 identifies all housing units as provided to other multi-racial, particularly Hispanics. These results are consistent with the composition of racial minorities within the Island, which are predominantly of some Hispanic origin (see below).



U.S. Department of Housing and Urban Development
Office of Community Planning and Development
Integrated Disbursement and Information System
PR 103 - Program and Beneficiary Characteristics for Completed Units

DATE: 08-28-24
TIME: 12:23
PAGE: 1

Grantee: PUERTO RICO

RACE	Racial %	Homebuyer %	Average %	HOUSEHOLD TYPE	Racial %	Homebuyer %	Average %
White	2.2%	0.0%	0.0%	0-99% Non-elderly	9.1%	2.2%	9.1%
Black/Hispanic	0.0%	0.0%	0.0%	elderly	13.0%	2.2%	13.0%
Asian	0.0%	0.0%	0.0%	2+ children	21.0%	2.2%	21.0%
Hispanic/Latino	0.0%	0.0%	0.0%	Two Parents	40.0%	2.2%	40.0%
Native Hawaiian/Other Pacific Islander	0.0%	0.0%	0.0%	Other	0.0%	2.2%	0.0%
Other	0.0%	0.0%	0.0%	Total	100.0%	8.8%	100.0%

ETHNICITY	Racial %	Homebuyer %	Average %	INCOME RANGE	Racial %	Homebuyer %	Average %
Hispanic	100.0%	0.0%	0.0%	0 - 30% AMI	100.0%	2.2%	100.0%
Other	0.0%	0.0%	0.0%	% of 30% in poverty line (which poverty line is 8.9% (2019 AMI))	0.0%	2.2%	0.0%
Total	100.0%	0.0%	0.0%	% of 30% higher than 30% AMI or poverty line is 30% AMI	0.0%	2.2%	0.0%
				Total	100.0%	8.8%	100.0%

HOUSEHOLD SIZE	Racial %	Homebuyer %	Average %	SUPPLEMENTAL RENTAL ASSISTANCE	Racial %	Homebuyer %	Average %
1 person	13.2%	0.0%	13.2%	No Assistance	0.0%	0.0%	0.0%
2 persons	3.1%	0.0%	3.1%	Section 8	0.0%	2.2%	0.0%
3 persons	22.7%	0.0%	22.7%	Other Federal, State or Local	0.0%	2.2%	0.0%
4 persons	24.4%	0.0%	24.4%	Other Federal, State or Local	0.0%	2.2%	0.0%
5 persons	13.8%	0.0%	13.8%	Other Federal, State or Local	0.0%	2.2%	0.0%
6 persons	0.0%	0.0%	0.0%	Other Federal, State or Local	0.0%	2.2%	0.0%
7 persons	0.0%	0.0%	0.0%	Other Federal, State or Local	0.0%	2.2%	0.0%
8 persons	0.0%	0.0%	0.0%	Other Federal, State or Local	0.0%	2.2%	0.0%
Total	100.0%	0.0%	100.0%	Total	100.0%	8.8%	100.0%

ADDITIONAL INFORMATION CR-10

Narrative

The CDBG and HOME racial and ethnic composition was obtained principally from the housing rehabilitation, public service and economic development activities as entered into the IDIS system (IDIS PR23). The information included in the table may contain data from previous years, as IDIS activities can generate beneficiaries over several different program years. . The HOME program's racial and ethnic status of families assisted was obtained from the records maintained by the PRHFA and IDIS. The ESG data was obtained from the SAGE Report. The HOPWA data, these numbers only reflect the racial composition of clients assisted HOPWA Program under Tenant Based Rental assistance, Short-Term Rent, Mortgage, and Utilities (STRMU) Assistance and Transitional Housing only. Additional assistance was provided to participants under Supportive Services program that this data is not collected. The HOPWA data, these numbers reflect the racial composition of clients assisted HOPWA Program under Tenant Based Rental assistance, Short-Term Rent, Mortgage, and Utilities (STRMU) Assistance, Transitional Housing and Supportive Services Only.

In general terms, the information presented in the previous table shows that the majority of families served by CDBG, HOME, ESG and HOPWA are white, while more than 95.0% are Hispanic. Nevertheless, it is important to note that the racial and ethnic composition chart does not have a category for "Other" or "multiracial", which would have better describe Puerto Ricans, in this case all of the HOME beneficiaries identified themselves as "Other multi-racial", for the case of CDBG beneficiaries 88% or 3,153 identified themselves as "Other multi-racial", 415 as White and 14 American Indian or American Native and non-hispanic, in the case of CDBG-CV 61.4% identified themselves as White and 38.6% as Other multi-racial and almost 100% are hispanic.

In the case of ESG SAGE "Client Doesn't know/Client refused" and "Data not collected" where also included in under "white" and Hispanic, for details go to SAGE 2023 report in the appendix section or the table below "ESG racial and ethnic population 2023". For the racial composition of the ESG-CV participants the majority are White with a 49.1% and 39.6% indicated Multiple Races, 100% are Hispanic.

Detailed tables:

CDBG racial and ethnic population 2023:

CDBG 2023	Total Persons	Total Hispanic Persons
White	415	401
Amer. Indian/Alaskan Native & Black/African Amer.	14	14
Other multi-racial	3,153	3,153
Total Non Housing	3,582	3,568

CDBG-CV racial and ethnic population 2023:

CDBG-CV 2023	Total Persons	Total Hispanic Persons
White	12,342	12,325
Other multi-racial	7,774	7,774
Total Non Housing	20,116	20,099

ESG racial and ethnic population 2023:

ESG 2023 Q12: Race and Ethnicity	Total
American Indian, Alaska Native, or Indigenous	10
Asian or Asian American	2
Black, African American, or African	94
Hispanic/Latina/e/o	521
Middle Eastern or North African	0
Native Hawaiian or Pacific Islander	1
White	231
Asian or Asian American & American Indian, Alaska Native, or Indigenous	0
Black, African American, or African & American Indian, Alaska Native, or Indigenous	1
Hispanic/Latina/e/o & American Indian, Alaska Native, or Indigenous	26
Middle Eastern or North African & American Indian, Alaska Native, or Indigenous	0
Native Hawaiian or Pacific Islander & American Indian, Alaska Native, or Indigenous	0
White & American Indian, Alaska Native, or Indigenous	3
Black, African American, or African & Asian or Asian American	0
Hispanic/Latina/e/o & Asian or Asian American	1
Middle Eastern or North African & Asian or Asian American	0
Native Hawaiian or Pacific Islander & Asian or Asian American	0
White & Asian or Asian American	0
Hispanic/Latina/e/o & Black, African American, or African	397
Middle Eastern or North African & Black, African American, or African	0
Native Hawaiian or Pacific Islander & Black, African American, or African	0
White & Black, African American, or African	36
Middle Eastern or North African & Hispanic/Latina/e/o	0
Native Hawaiian or Pacific Islander & Hispanic/Latina/e/o	1
White & Hispanic/Latina/e/o	1194
Native Hawaiian or Pacific Islander & Middle Eastern or North African	0
White & Middle Eastern or North African	0
White & Native Hawaiian or Pacific Islander	1

ESG 2023 Q12: Race and Ethnicity	Total
Multiracial – more than 2 races/ethnicity, with one being Hispanic/Latina/e/o	725
Multiracial – more than 2 races, where no option is Hispanic/Latina/e/o	10
Client Doesn't Know/Prefers Not to Answer	1
Data Not Collected	59
Total	3314

ESG-CV racial and ethnic population 2023:

ESG-CV 2023	Total
White	26
Black, African American, or African	5
Asian or Asian American	0
American Indian, Alaska Native, or Indigenous	1
Native Hawaiian or Pacific Islander	0
Multiple Races	21
Client Doesn't Know/Prefers Not to Answer	0
Data Not Collected	0
Total	53
ESG-CV 2023	Total
Non-Hispanic/Non-Latin(a)(o)(x)	0
Hispanic/Latin(a)(o)(x)	53
Client Doesn't Know/Prefers Not to Answer	0
Data Not Collected	0
Total	53

ADDITIONAL INFORMATION CR-15

Identify the geographic distribution and location of investments

Target Area	Planned Percentage of Allocation	Actual Percentage of Allocation	Narrative Description
Non-entitlement	100	100	See explanation in the following narratives.
Statewide		100	During PY 2023, funds from each program were distributed in accordance with the method proposed in the action plan. See explanation in the following narratives.

Narrative

During Program Year 2023, funds from each program were distributed in accordance with method proposed in the action plan. As part of the Consolidated Plan Citizen Participation process, the State identified underserved areas with high concentration of poverty, housing and health problems, and general community decay. In order to address the needs of the communities, the State public policy is driven to provide priority to communities in these areas in the PY 2023 Annual Action Plan CPD funded activities. The State collaborated with the Municipalities and Non-Profit Organizations to develop and implement geographic strategies designed to comprehensively revitalize priority areas and in a manner that will have a more lasting impact on residents. As well, the subrecipients could use the funds for activities aimed at COVID-19 preparedness, prevention and response with the CARES act supplemental funding for FY 2020.

Specific information related to each program:

CDBG Program

The CDBG allocation for non-entitlement municipalities was equally distributed among the municipalities, except for the islands of Vieques and Culebra, which both receive an additional 15% above the Equal Allocation Grant. This method follows the distribution established via the enactment of local Law 137-2014, as amended.

ESG Program

Emergency Solutions Grant (ESG) funds are available to non-profit entities and municipalities through a competitive distribution process. These funds are allocated to subrecipients without restriction to specific entities or municipalities. Through a Request for Proposal (RFP) process, all

78 municipalities on the island, as well as non-profit organizations serving the homeless, can apply for these funds. In 2023, this competitive approach has facilitated a more equitable and effective distribution of resources, ensuring that funds are directed to areas with the greatest need and fostering innovation in services provided to the most vulnerable populations in Puerto Rico.

HOPWA Program

The distribution of HOPWA funds to potential sub recipients were conducted using a competitive Request for Proposal process. For this Plan the Puerto Rico EMSA included the 78 municipalities for unobligated funds and the PR-EMSA municipalities for the HOPWA grant.

HOME Program

The State PJ has distributed funds through a competitive process. The method of distribution does not include allocation of resources based on geographic areas, so target areas are not earmarked, yet the PRHFA complies with regulations requiring that resources be allocated in non-metropolitan areas.

Allocation of resources

The following table shows the allocation of resources by program. The data was obtained from IDIS PR 06 report.

Plan Year	IDIS Project	Project Title and Description		Program	Project Estimate	Committed Amount
2023	1	2023-2026 Departamento de Salud de P.R. PRH23F999 (DSPR)	For the grantee administrative costs of the HOPWA Program.	HOPWA	\$78,813.00	\$78,813.00
	2	2023-2026 Municipio de San Juan PRH232F999 (MSJ)	For the project sponsor administrative costs of the HOPWA Program.	HOPWA	\$178,380.00	\$178,380.00
	3	2023-2026 Municipio de Cabo Rojo PRH23F999 (MCR)	Tenant Based Rental Assistance to Persons with HIV/AIDS and Delivery Costs.	HOPWA	\$26,694.72	\$26,694.72
	4	2023-2026 Municipio de Camuy PRH23F999 (MCM)	Tenant Based Rental Assistance to Persons with HIV/AIDS and Delivery Costs.	HOPWA	\$36,076.71	\$36,076.71
	5	2023-2026 Municipio de Hormigueros PRH23F999 (MHM)	Tenant Based Rental Assistance to Persons with HIV/AIDS and Delivery Costs.	HOPWA	\$93,113.28	\$93,113.28
	6	2023-2026 Municipio de Isabela PRH23F999 (MIB)	Tenant Based Rental Assistance to Persons with HIV/AIDS and Delivery Costs.	HOPWA	\$14,516.32	\$14,516.32

Plan Year	IDIS Project	Project Title and Description		Program	Project Estimate	Committed Amount
	7	2023-2026 Municipio de Jayuya PRH23F999 (M/Y)	Tenant Based Rental Assistance to Persons with HIV/AIDS and Delivery Costs.	HOPWA	\$15,350.40	\$15,350.40
	8	2023-2026 Municipio de Juana Diaz PRH23F999 (M/D)	Tenant Based Rental Assistance to Persons with HIV/AIDS and Delivery Costs.	HOPWA	\$41,695.68	\$41,695.68
	9	2023-2026 Municipio de Mayaguez PRH23F999 (M/MY)	Tenant Based Rental Assistance to Persons with HIV/AIDS and Delivery Costs.	HOPWA	\$193,452.48	\$193,452.48
	10	2023-2026 Municipio de Ponce PRH23F999 (M/PN)	Tenant Based Rental Assistance to Persons with HIV/AIDS and Delivery Costs.	HOPWA	\$154,839.36	\$154,839.36
	11	2023-2026 Municipio de San German PRH23F999 (M/S)	Tenant Based Rental Assistance to Persons with HIV/AIDS and Delivery Costs.	HOPWA	\$42,981.12	\$42,981.12
	12	2023-2026 Municipio de Yabucoa PRH23F999 (M/YB)	Tenant Based Rental Assistance to Persons with HIV/AIDS and Delivery Costs.	HOPWA	\$7,319.75	\$7,319.75
	13	2023-2026 Municipio de Yauco PRH23F999 (M/YU)	Tenant Based Rental Assistance to Persons with HIV/AIDS and Delivery Costs.	HOPWA	\$109,449.60	\$109,449.60
	14	HESG 2033 PR FAMILY OF THE DEPARTMENT	PR FAMILY DEPARTMENT ESG 2023 FUNDS WILL BE PROVIDED OUTREACH TO PERSONS LIVING ON THE STREET, OPERATED A SHELTER FOR THE HOMELESS, PROVIDED EMERGENCY RENTAL ASSISTANCE TO PREVENT HOMELESSNESS, AND OR PROGRAM ADMINISTRATION DATA COLLECTION THROUGH HMIS	HESG	\$3,465,176.00	\$2,788,119.05
	15	2023-2026 Bill's Kitchen - Fajardo PRH23F999 (BK)	Funds will be used for eligible activities of the HOPWA Program. Regulatory Citation (574.300) National Objective N/A	HOPWA	\$200,000.00	\$200,000.00

Plan Year	IDIS Project	Project Title and Description		Program	Project Estimate	Committed Amount
	16	2023-2026 Casa Del Peregrino PRH23F999 (CDPDC)	Funds will be used for eligible activities of the HOPWA Program. Regulatory Citation (574.300) National Objective N/A	HOPWA	\$108,992.00	\$108,992.00
	17	2023-2026 Casa Del Peregrino - Housing PRH23F999 (CDPTH)	Funds will be used for eligible activities of the HOPWA Program. Regulatory Citation (574.300) National Objective N/A	HOPWA	\$152,744.00	\$152,744.00
	18	2023-2026 Casa Joven Del Caribe - Housing PRH23F999 (CJDC)	Funds will be used for eligible activities of the HOPWA Program. Regulatory Citation (574.300) National Objective N/A	HOPWA	\$2,322,000.00	\$232,000.00
	19	2023-2026 Coalition Pro Homeless PRH22F999 (CPHSE)	Funds will be used for eligible activities of the HOPWA Program. Regulatory Citation (574.300) National Objective N/A	HOPWA	\$196,366.00	\$196,366.00
	20	2023-2026 Coalition Pro Homeless PRH23F999 - (CPHA&O)	Funds will be used for eligible activities of the HOPWA Program. Regulatory Citation (574.300) National Objective N/A	HOPWA	\$125,000.00	\$125,000.00
	21	2023-2026 Consorcio Region Sur PRH23F999 (CRS)	Funds will be used for eligible activities of the HOPWA Program. Regulatory Citation (574.300) National Objective N/A	HOPWA	\$50,108.00	\$50,108.00
	22	2023-2026 Fundacion UPENS PRH23F999 (FU)	Funds will be used for eligible activities of the HOPWA Program. Regulatory Citation (574.300) National Objective N/A	HOPWA	\$50,000.00	\$50,000.00
	23	2023-2026 Hogar Crea - Arecibo - PRH23F999 (HCA)	Funds will be used for eligible activities of the HOPWA Program. Regulatory Citation (574.300) National Objective N/A	HOPWA	\$94,361.00	\$94,361.00

Plan Year	IDIS Project	Project Title and Description		Program	Project Estimate	Committed Amount
	24	2023-2024 Hogar Crea - Mayaguez PRH23F999 (HCM)	Funds will be used for eligible activities of the HOPWA Program. Regulatory Citation (574.300) National Objective N/A	HOPWA	\$104,820.00	\$105,020.00
	25	2023-2026 Hogar Crea - Ponce - PRH23F999 (HCP)	Funds will be used for eligible activities of the HOPWA Program. Regulatory Citation (574.300) National Objective N/A	HOPWA	\$48,727.90	\$46,727.90
	26	2023-2026 Instituto Pre-Vocacional - Mayaguez - PRH23F999 (IPVM)	Funds will be used for eligible activities of the HOPWA Program. Regulatory Citation (574.300) National Objective N/A	HOPWA	\$140,000.00	\$140,000.00
	27	2023-2026 P.A.C.T.A. PRH23F999 (PACTA)	Funds will be used for eligible activities of the HOPWA Program. Regulatory Citation (574.300) National Objective N/A	HOPWA	\$50,000.00	\$50,000.00
	28	STATE ADMINISTRATION 2023	FUNDS WILL BE USED FOR ELEGIBLE ACTIVITIES OF CDBG PROGRAM. ADMINISTRATIVE COSTS.	CDBG	\$771,565.15	\$771,565.15
	29	EMERGENCY FUNDS 2023	EMERGENCY FUNDS 2023	CDBG	\$300,000.00	\$245,433.00
	30	ADJUNTAS	FUNDS WILL BE USED FOR ELEGIBLE ACTIVITIES OF CDBG PROGRAM. NATIONAL OBJECTIVE: LOW/MOD	CDBG	\$415,476.43	\$0.00
	31	AGUADA	FUNDS WILL BE USED FOR ELEGIBLE ACTIVITIES OF CDBG PROGRAM. NATIONAL OBJECTIVE: LOW/MOD	CDBG	\$415,476.43	\$0.00
	32	AGUAS BUENAS	FUNDS WILL BE USED FOR ELEGIBLE ACTIVITIES OF CDBG PROGRAM. NATIONAL OBJECTIVE: LOW/MOD	CDBG	\$415,476.43	\$54,567.00
	33	AIBONITO	FUNDS WILL BE USED FOR ELEGIBLE ACTIVITIES OF CDBG PROGRAM. NATIONAL OBJECTIVE: LOW/MOD	CDBG	\$415,476.43	\$0.00

Plan Year	IDIS Project	Project Title and Description		Program	Project Estimate	Committed Amount
	34	ANASCO	FUNDS WILL BE USED FOR ELEGIBLE ACTIVITIES OF CDBG PROGRAM. NATIONAL OBJECTIVE: LOW/MOD	CDBG	\$415,476.43	\$0.00
	35	ARROYO	FUNDS WILL BE USED FOR ELEGIBLE ACTIVITIES OF CDBG PROGRAM. NATIONAL OBJECTIVE: LOW/MOD	CDBG	\$415,476.43	\$0.00
	36	BARCELONETTA	FUNDS WILL BE USED FOR ELEGIBLE ACTIVITIES OF CDBG PROGRAM. NATIONAL OBJECTIVE: LOW/MOD	CDBG	\$415,476.43	\$0.00
	37	BARRANQUITAS	FUNDS WILL BE USED FOR ELEGIBLE ACTIVITIES OF CDBG PROGRAM. NATIONAL OBJECTIVE: LOW/MOD	CDBG	\$415,476.43	\$0.00
	38	CAMUY	FUNDS WILL BE USED FOR ELEGIBLE ACTIVITIES OF CDBG PROGRAM. NATIONAL OBJECTIVE: LOW/MOD	CDBG	\$415,476.43	\$401,383.00
	39	CATANO	FUNDS WILL BE USED FOR ELEGIBLE ACTIVITIES OF CDBG PROGRAM. NATIONAL OBJECTIVE: LOW/MOD	CDBG	\$415,476.43	\$0.00
	40	CEIBA	FUNDS WILL BE USED FOR ELEGIBLE ACTIVITIES OF CDBG PROGRAM. NATIONAL OBJECTIVE: LOW/MOD	CDBG	\$415,476.43	\$0.00
	41	CIALES	FUNDS WILL BE USED FOR ELEGIBLE ACTIVITIES OF CDBG PROGRAM. NATIONAL OBJECTIVE: LOW/MOD	CDBG	\$415,476.43	\$0.00
	42	COAMO	FUNDS WILL BE USED FOR ELEGIBLE ACTIVITIES OF CDBG PROGRAM. NATIONAL OBJECTIVE: LOW/MOD	CDBG	\$415,476.43	\$0.00
	43	COMERIO	FUNDS WILL BE USED FOR ELEGIBLE ACTIVITIES OF CDBG PROGRAM. NATIONAL OBJECTIVE: LOW/MOD	CDBG	\$415,476.43	\$0.00

Plan Year	IDIS Project	Project Title and Description		Program	Project Estimate	Committed Amount
	44	COROZAL	FUNDS WILL BE USED FOR ELEGIBLE ACTIVITIES OF CDBG PROGRAM. NATIONAL OBJECTIVE: LOW/MOD	CDBG	\$415,476.43	\$0.00
	45	CULEBRA	FUNDS WILL BE USED FOR ELEGIBLE ACTIVITIES OF CDBG PROGRAM. NATIONAL OBJECTIVE: LOW/MOD	CDBG	\$477,797.89	\$0.00
	46	DORADO	FUNDS WILL BE USED FOR ELEGIBLE ACTIVITIES OF CDBG PROGRAM. NATIONAL OBJECTIVE: LOW/MOD	CDBG	\$415,476.43	\$0.00
	47	FLORIDA	FUNDS WILL BE USED FOR ELEGIBLE ACTIVITIES OF CDBG PROGRAM. NATIONAL OBJECTIVE: LOW/MOD	CDBG	\$415,476.43	\$0.00
	48	GUANICA	FUNDS WILL BE USED FOR ELEGIBLE ACTIVITIES OF CDBG PROGRAM. NATIONAL OBJECTIVE: LOW/MOD	CDBG	\$415,476.43	\$0.00
	49	GUAYANILLA	FUNDS WILL BE USED FOR ELEGIBLE ACTIVITIES OF CDBG PROGRAM. NATIONAL OBJECTIVE: LOW/MOD	CDBG	\$415,476.43	\$0.00
	50	GURABO	FUNDS WILL BE USED FOR ELEGIBLE ACTIVITIES OF CDBG PROGRAM. NATIONAL OBJECTIVE: LOW/MOD	CDBG	\$415,476.43	\$0.00
	51	HATILLO	FUNDS WILL BE USED FOR ELEGIBLE ACTIVITIES OF CDBG PROGRAM. NATIONAL OBJECTIVE: LOW/MOD	CDBG	\$415,476.43	\$0.00
	52	HORMIGUEROS	FUNDS WILL BE USED FOR ELEGIBLE ACTIVITIES OF CDBG PROGRAM. NATIONAL OBJECTIVE: LOW/MOD	CDBG	\$415,476.43	\$0.00
	53	JAYUYA	FUNDS WILL BE USED FOR ELEGIBLE ACTIVITIES OF CDBG PROGRAM. NATIONAL OBJECTIVE: LOW/MOD	CDBG	\$415,476.43	\$0.00

Plan Year	IDIS Project	Project Title and Description		Program	Project Estimate	Committed Amount
	54	JUNCOS	FUNDS WILL BE USED FOR ELEGIBLE ACTIVITIES OF CDBG PROGRAM. NATIONAL OBJECTIVE: LOW/MOD	CDBG	\$415,476.43	\$0.00
	55	LAJAS	FUNDS WILL BE USED FOR ELEGIBLE ACTIVITIES OF CDBG PROGRAM. NATIONAL OBJECTIVE: LOW/MOD	CDBG	\$415,476.43	\$0.00
	56	LARES	FUNDS WILL BE USED FOR ELEGIBLE ACTIVITIES OF CDBG PROGRAM. NATIONAL OBJECTIVE: LOW/MOD	CDBG	\$415,476.43	\$0.00
	57	LAS MARIAS	FUNDS WILL BE USED FOR ELEGIBLE ACTIVITIES OF CDBG PROGRAM. NATIONAL OBJECTIVE: LOW/MOD	CDBG	\$415,476.43	\$0.00
	58	LAS PIEDRAS	FUNDS WILL BE USED FOR ELEGIBLE ACTIVITIES OF CDBG PROGRAM. NATIONAL OBJECTIVE: LOW/MOD	CDBG	\$415,476.43	\$0.00
	59	LOIZA	FUNDS WILL BE USED FOR ELEGIBLE ACTIVITIES OF CDBG PROGRAM. NATIONAL OBJECTIVE: LOW/MOD	CDBG	\$415,476.43	\$0.00
	60	LUQUILLO	FUNDS WILL BE USED FOR ELEGIBLE ACTIVITIES OF CDBG PROGRAM. NATIONAL OBJECTIVE: LOW/MOD	CDBG	\$415,476.43	\$0.00
	61	MARICAO	FUNDS WILL BE USED FOR ELEGIBLE ACTIVITIES OF CDBG PROGRAM. NATIONAL OBJECTIVE: LOW/MOD	CDBG	\$415,476.43	\$0.00
	62	MAUNABO	FUNDS WILL BE USED FOR ELEGIBLE ACTIVITIES OF CDBG PROGRAM. NATIONAL OBJECTIVE: LOW/MOD	CDBG	\$415,476.43	\$0.00
	63	MOCA	FUNDS WILL BE USED FOR ELEGIBLE ACTIVITIES OF CDBG PROGRAM. NATIONAL OBJECTIVE: LOW/MOD	CDBG	\$415,476.43	\$0.00

Plan Year	IDIS Project	Project Title and Description		Program	Project Estimate	Committed Amount
	64	MOROVIS	FUNDS WILL BE USED FOR ELEGIBLE ACTIVITIES OF CDBG PROGRAM. NATIONAL OBJECTIVE: LOW/MOD	CDBG	\$415,476.43	\$0.00
	65	NAGUABO	FUNDS WILL BE USED FOR ELEGIBLE ACTIVITIES OF CDBG PROGRAM. NATIONAL OBJECTIVE: LOW/MOD	CDBG	\$415,476.43	\$0.00
	66	NARANJITO	FUNDS WILL BE USED FOR ELEGIBLE ACTIVITIES OF CDBG PROGRAM. NATIONAL OBJECTIVE: LOW/MOD	CDBG	\$415,476.43	\$0.00
	67	OROCOVIS	FUNDS WILL BE USED FOR ELEGIBLE ACTIVITIES OF CDBG PROGRAM. NATIONAL OBJECTIVE: LOW/MOD	CDBG	\$415,476.43	\$0.00
	68	PATILLAS	FUNDS WILL BE USED FOR ELEGIBLE ACTIVITIES OF CDBG PROGRAM. NATIONAL OBJECTIVE: LOW/MOD	CDBG	\$415,476.43	\$0.00
	69	PENUELAS	FUNDS WILL BE USED FOR ELEGIBLE ACTIVITIES OF CDBG PROGRAM. NATIONAL OBJECTIVE: LOW/MOD	CDBG	\$415,476.43	\$0.00
	70	QUEBRADILLAS	FUNDS WILL BE USED FOR ELEGIBLE ACTIVITIES OF CDBG PROGRAM. NATIONAL OBJECTIVE: LOW/MOD	CDBG	\$415,476.43	\$0.00
	71	RINCON	FUNDS WILL BE USED FOR ELEGIBLE ACTIVITIES OF CDBG PROGRAM. NATIONAL OBJECTIVE: LOW/MOD	CDBG	\$415,476.43	\$327,801.96
	72	SABANA GRANDE	FUNDS WILL BE USED FOR ELEGIBLE ACTIVITIES OF CDBG PROGRAM. NATIONAL OBJECTIVE: LOW/MOD	CDBG	\$415,476.43	\$0.00
	73	SALINAS	FUNDS WILL BE USED FOR ELEGIBLE ACTIVITIES OF CDBG PROGRAM. NATIONAL OBJECTIVE: LOW/MOD	CDBG	\$415,476.43	\$0.00

Plan Year	IDIS Project	Project Title and Description		Program	Project Estimate	Committed Amount
	74	SAN LORENZO	FUNDS WILL BE USED FOR ELEGIBLE ACTIVITIES OF CDBG PROGRAM. NATIONAL OBJECTIVE: LOW/MOD	CDBG	\$415,476.43	\$372,195.96
	75	SANTA ISABEL	FUNDS WILL BE USED FOR ELEGIBLE ACTIVITIES OF CDBG PROGRAM. NATIONAL OBJECTIVE: LOW/MOD	CDBG	\$415,476.43	\$0.00
	76	UTUADO	FUNDS WILL BE USED FOR ELEGIBLE ACTIVITIES OF CDBG PROGRAM. NATIONAL OBJECTIVE: LOW/MOD	CDBG	\$415,476.43	\$0.00
	77	VEGA ALTA	FUNDS WILL BE USED FOR ELEGIBLE ACTIVITIES OF CDBG PROGRAM. NATIONAL OBJECTIVE: LOW/MOD	CDBG	\$415,476.43	\$0.00
	78	VIEQUES	FUNDS WILL BE USED FOR ELEGIBLE ACTIVITIES OF CDBG PROGRAM. NATIONAL OBJECTIVE: LOW/MOD	CDBG	\$477,797.89	\$0.00
	79	VILLALBA	FUNDS WILL BE USED FOR ELEGIBLE ACTIVITIES OF CDBG PROGRAM. NATIONAL OBJECTIVE: LOW/MOD	CDBG	\$415,476.43	\$0.00
	80	YABUCOA	FUNDS WILL BE USED FOR ELEGIBLE ACTIVITIES OF CDBG PROGRAM. NATIONAL OBJECTIVE: LOW/MOD	CDBG	\$415,476.43	\$0.00
	81	2023-2026 Instituto Pre-Vocacional - Arecibo PRH22F999 (IPA)	Funds will be used for eligible activities of the HOPWA Program. Regulatory Citation (574.300) National Objective N/A	HOPWA	\$15,000.00	\$15,000.00
	82	2023 Administrative HTF Program	HTF Program 2023 Administrative funds for operational costs.	HTF	\$203,732.19	\$203,732.19

HOPWA ALLOCATION only 2022-2023

Activity Name	PY	Type	Funded Amount
2023-2025 STRMU PRH22F999 Instituto Pre-Vocacional - Arecibo	2022	STRMU	\$97,500.00

Activity Name	PY	Type	Funded Amount
2023-2025 Supportive Services PRH22F999 Instituto Pre-Vocacional - Arecibo	2022	SS Only	\$52,500.00
2023-2025 Supportive Services PRH22F999 Hogar Crea - Fajardo	2022	SS with Housing	\$50,469.00
2023-2025 Supportive Services PRH22F999 Hogar Crea - Ponce	2022	SS with Housing	\$61,019.00
2023-2025 Transitional Housing PRH22F999 Hogar Crea - Fajardo	2022	Housing with SS	\$23,918.90
2023-2025 Transitional Housing PRH22F999 Hogar Crea - Ponce	2022	Housing with SS	\$64,593.10
2023-2026 Administration PRH23F999 Departamento de Salud	2023	ADM-DOH	\$78,813.00
2023-2026 Delivery Costs TBRA PRH23F999 Cabo Rojo	2023	Delivery Cost	\$1,026.72
2023-2026 Delivery Costs TBRA PRH23F999 Camuy	2023	Delivery Cost	\$1,387.57
2023-2026 Delivery Costs TBRA PRH23F999 Hormigueros	2023	Delivery Cost	\$3,581.28
2023-2026 Delivery Costs TBRA PRH23F999 Isabela	2023	Delivery Cost	\$558.32
2023-2026 Delivery Costs TBRA PRH23F999 Jayuya	2023	Delivery Cost	\$590.40
2023-2026 Delivery Costs TBRA PRH23F999 Juana Diaz	2023	Delivery Cost	\$1,603.68
2023-2026 Delivery Costs TBRA PRH23F999 Mayaguez	2023	Delivery Cost	\$7,440.48
2023-2026 Delivery Costs TBRA PRH23F999 Ponce	2023	Delivery Cost	\$5,955.36
2023-2026 Delivery Costs TBRA PRH23F999 San German	2023	Delivery Cost	\$1,653.12
2023-2026 Delivery Costs TBRA PRH23F999 Yabucoa	2023	Delivery Cost	\$281.53
2023-2026 Delivery Costs TBRA PRH23F999 Yauco	2023	Delivery Cost	\$4,209.60
2023-2026 Sponsor Administration PRH23F999 San Juan	2023	ADM - MSJ	\$178,380.00
2023-2026 STRMU PRH22F999 Instituto Pre-Vocacional - Arecibo	2023	STRMU	\$9,750.00
2023-2026 STRMU PRH23F999 Consorcio Region Sur	2023	STRMU	\$33,503.00
2023-2026 STRMU PRH23F999 Instituto Pre-Vocacional - Mayaguez	2023	STRMU	\$91,000.00
2023-2026 Supportive Services PRH22F999 Instituto Pre-Vocacional - Arecibo	2023	SS Only	\$5,250.00
2023-2026 Supportive Services PRH23F999 Bill's Kitchen	2023	SS Only	\$200,000.00
2023-2026 Supportive Services PRH23F999 Casa Del Peregrino - Day Care	2023	SS Only	\$108,992.00
2023-2026 Supportive Services PRH23F999 Casa Joven Del Caribe	2023	SS with Housing	\$81,200.00
2023-2026 Supportive Services PRH23F999 Coalition Pro Homeless - Alpha & Omega	2023	SS with Housing	\$43,750.00
2023-2026 Supportive Services PRH23F999 Coalition Pro Homeless - Senderos Esperanza	2023	SS with Housing	\$68,728.00
2023-2026 Supportive Services PRH23F999 Consorcio Region Sur	2023	SS Only	\$16,605.00
2023-2026 Supportive Services PRH23F999 Fundacion UPENS	2023	SS with Housing	\$17,500.00
2023-2026 Supportive Services PRH23F999 Hogar Crea - Arecibo	2023	SS with Housing	\$33,026.00
2023-2026 Supportive Services PRH23F999 Hogar Crea - Mayaguez	2023	SS with Housing	\$36,887.00
2023-2026 Supportive Services PRH23F999 Instituto Pre-Vocacional - Mayaguez	2023	SS Only	\$49,000.00
2023-2026 Supportive Services PRH23F999 P.A.C.T.A.	2023	SS Only	\$50,000.00
2023-2026 Supportive Services PRH23F999 Casa Peregrino	2023	SS with Housing	\$53,460.00
2023-2026 TBRA PRH23F999 Cabo Rojo	2023	TBRA	\$25,668.00
2023-2026 TBRA PRH23F999 Camuy	2023	TBRA	\$34,689.14
2023-2026 TBRA PRH23F999 Hormigueros	2023	TBRA	\$89,532.00
2023-2026 TBRA PRH23F999 Isabela	2023	TBRA	\$13,958.00
2023-2026 TBRA PRH23F999 Jayuya	2023	TBRA	\$14,760.00
2023-2026 TBRA PRH23F999 Juana Diaz	2023	TBRA	\$40,092.00
2023-2026 TBRA PRH23F999 Mayaguez	2023	TBRA	\$186,012.00
2023-2026 TBRA PRH23F999 Ponce	2023	TBRA	\$148,884.00
2023-2026 TBRA PRH23F999 San German	2023	TBRA	\$41,328.00
2023-2026 TBRA PRH23F999 Yabucoa	2023	TBRA	\$7,038.22
2023-2026 TBRA PRH23F999 Yauco	2023	TBRA	\$105,240.00
2023-2026 Transitional Housing PRH23F999 Hogar Crea - Arecibo	2023	Housing with SS	\$61,335.00
2023-2026 Transitional Housing PRH23F999 Hogar Crea - Mayaguez	2023	Housing with SS	\$68,133.00
2023-2026 Transitional Housing PRH23F999 Casa Joven Del Caribe	2023	Housing with SS	\$150,800.00
2023-2026 Transitional Housing PRH23F999 Casa Peregrino	2023	Housing with SS	\$99,284.00
2023-2026 Transitional Housing PRH23F999 Coalition Pro Homeless - Alpha & Omega	2023	Housing with SS	\$81,250.00
2023-2026 Transitional Housing PRH23F999 Coalition Pro Homeless - Senderos Esperanza	2023	Housing with SS	\$127,638.00

Activity Name	PY	Type	Funded Amount
2023-2026 Transitional Housing PRH23F999 Fundacion UPENS	2023	Housing with SS	\$32,500.00
2023-2026 Transitional Housing PRH23F999 Hogar Crea - Ponce	2023	Housing with SS	\$46,727.90
-	-	Total	\$2,909,001.32

Leveraging

Explain how federal funds leveraged additional resources (private, state and local funds), including a description of how matching requirements were satisfied, as well as how any publicly owned land or property located within the jurisdiction that were used to address the needs identified in the plan.

CDBG

To undertake the affordable housing and non-housing community development actions, the PR-State government combined a series of diverse public funding streams available to address the needs of the general population, including those of low- and moderate-income levels.

The non-entitlement municipalities that receive CDBG funds leverage their projects with in-kind services and funds from municipal, state, and other federal sources. The most frequent sources of funding for leverage are municipal funds.

The next table summarizes leveraging for the CDBG 2023 projects.:

Municipality	Matrix HUD	CDBG program year	CDBG previous years	Municipal funds	Program Income (estimated)	Other federal funds	Other funds	Total cost
ADJUNTAS	03F	\$285,240.82						\$285,240.82
ADJUNTAS	05A	\$62,893.72						\$62,893.72
ADJUNTAS	05A	\$61,949.36						\$61,949.36
ADJUNTAS	03F	\$282,896.08	\$285,240.82					\$568,136.90
AGUADA	03K	\$225,407.86		\$1,381.25			\$30,000.00	\$256,789.11
AGUADA	03K	\$598,100.80		\$1,381.25				\$599,482.05
AGUADA	05A	\$62,915.88		\$19,540.25				\$82,456.13
AGUAS BUENAS	03K	\$101,791.11						\$101,791.11
AGUAS BUENAS	03K	\$180,732.87						\$180,732.87
AGUAS BUENAS	05A	\$62,321.46		\$13,222.04				\$75,543.50
AIBONITO	03K	\$39,152.03						\$39,152.03
AIBONITO	03K	\$49,040.26						\$49,040.26
AIBONITO	03K	\$147,302.08		\$18,275.71				\$165,577.79
AIBONITO	05M	\$15,915.88						\$15,915.88
AIBONITO	05A	\$30,500.00						\$30,500.00
AIBONITO	05Q	\$11,550.00						\$11,550.00
AIBONITO	05Q	\$4,950.00						\$4,950.00
AÑASCO	03F	\$285,218.66		\$12,000.00				\$297,218.66
AÑASCO	05A	\$62,915.88						\$62,915.88
ARROYO	03K	\$285,218.66						\$285,218.66

Municipality	Matrix HUD	CDBG program year	CDBG previous years	Municipal funds	Program Income (estimated)	Other federal funds	Other funds	Total cost
ARROYO	05A	\$62,915.88						\$62,915.88
BARCELONETA	03L	\$285,219.66						\$285,219.66
BARCELONETA	05A	\$62,915.88		\$24,000.00				\$86,915.88
BARRANQUITAS	03K	\$285,218.66						\$285,218.66
CAMUY	03K	\$80,102.83						\$80,102.83
CAMUY	03K	\$152,742.42						\$152,742.42
CAMUY	03K	\$63,007.72						\$63,007.72
CAMUY	24A	\$15,546.39						\$15,546.39
CAMUY	05A	\$62,915.88						\$62,915.88
CATAÑO	03F	\$285,218.66				\$282,523.98		\$567,742.64
CATAÑO	05A	\$62,915.88		\$24,000.00				\$86,915.88
CEIBA	03F	\$285,218.66	476933.98	\$34,535.36	\$422,346.97			\$1,219,034.97
CEIBA	05A	\$62,915.88		\$9.25				\$62,925.13
CIALES	03K	\$27,026.26		\$10,000.00				\$37,026.26
CIALES	03K	\$175,435.40		\$32,500.00				\$207,935.40
CIALES	03K	\$82,757.00		\$32,500.00				\$115,257.00
CIALES	05A	\$38,839.03		\$5,000.00				\$43,839.03
CIALES	05B	\$24,076.85		\$5,000.00				\$29,076.85
COAMO	03K	\$39,858.70						\$39,858.70
COAMO	03K	\$52,754.20						\$52,754.20
COAMO	03K	\$192,860.06		\$7,605.64				\$200,465.70
COAMO	05A	\$62,915.88		\$2,570.32				\$65,486.20
COMERIO	03K	\$136,459.02		\$7,000.00				\$143,459.02
COMERIO	03K	\$148,759.65		\$8,000.00				\$156,759.65
COMERIO	05A	\$62,321.46		\$50,838.00				\$113,159.46
COROZAL	03K	\$220,218.16						\$220,218.16
COROZAL	14K	\$65,000.00						\$65,000.00
COROZAL	05A	\$62,915.88						\$62,915.88
CULEBRA	03E	\$400,354.72	\$1,443,652.24	\$68,789.94				\$1,912,796.90
DORADO	14A	\$285,218.66						\$285,218.66
DORADO	05A	\$62,915.88						\$62,915.88
FLORIDA	03F	\$285,218.66	\$95,052.77					\$380,271.43
FLORIDA	05A	\$62,915.88		\$15,414.97				\$78,330.85
GUANICA	03F	\$285,218.66		\$360,852.34				\$646,071.00

Municipality	Matrix HUD	CDBG program year	CDBG previous years	Municipal funds	Program Income (estimated)	Other federal funds	Other funds	Total cost
GUANICA	55A	\$15,728.97						\$15,728.97
GUANICA	55A	\$15,728.97						\$15,728.97
GUANICA	05Z	\$16,000.00						\$16,000.00
GUANICA	05Z	\$15,457.94		\$542.06				\$16,000.00
GUAYANILLA	03K	\$285,243.00						\$285,243.00
GUAYANILLA	05A	\$40,237.34						\$40,237.34
GUAYANILLA	05L	\$22,654.20						\$22,654.20
GURABO	3	\$285,218.66		\$709,225.36	\$282,523.98			\$1,276,968.00
GURABO	05A	\$62,915.88		\$24,000.00				\$86,915.88
HATILLO	14A	\$285,218.66						\$285,218.66
HATILLO	05A	\$62,915.88						\$62,915.88
HORMIGUEROS	03E	\$76,336.16						\$76,336.16
HORMIGUEROS	03F	\$75,966.10						\$75,966.10
HORMIGUEROS	03F	\$75,966.10						\$75,966.10
HORMIGUEROS	03K	\$121,856.30						\$121,856.30
HORMIGUEROS	05B	\$39,674.16		\$21,564.00				\$61,238.16
HORMIGUEROS	05A	\$23,241.72		\$21,564.00				\$44,805.72
JAYUYA	17C	\$289,233.62	\$660,355.95	\$450,000.00				\$1,399,589.57
JAYUYA	05A	\$58,900.92				\$4,952.81		\$63,853.73
JUNCOS	03K	\$285,218.66		\$2,000.00				\$287,218.66
JUNCOS	05A	\$62,915.88		\$24,023.88				\$86,939.76
LAJAS	03K	\$285,218.66		\$53.14				\$285,271.80
LAJAS	05A	\$62,915.88						\$62,915.88
LARES	03K	\$285,218.66						\$285,218.66
LARES	03k	\$285,218.66						\$285,218.66
LARES	5	\$62,915.88	\$66,571.28					\$129,487.16
LAS MARÍAS	03K	\$62,768.00						\$62,768.00
LAS MARÍAS	03K	\$49,212.75						\$49,212.75
LAS MARÍAS	14A	\$173,237.91						\$173,237.91
LAS MARÍAS	05A	\$62,915.88		\$15,000.00				\$77,915.88
LAS PIEDRAS	03K	\$285,218.66		\$2,000.00				\$287,218.66
LAS PIEDRAS	05A	\$62,915.88		\$24,000.00				\$86,915.88
LOIZA	03F	\$346,269.78						\$346,269.78
LUQUILLO	03K	\$285,218.66		\$13,360.42				\$298,579.08

Municipality	Matrix HUD	CDBG program year	CDBG previous years	Municipal funds	Program Income (estimated)	Other federal funds	Other funds	Total cost
LUQUILLO	05A	\$62,915.88		\$26,100.70				\$89,016.58
MARICAO	03K	\$36,321.74						\$36,321.74
MARICAO	03K	\$248,896.92						\$248,896.92
MARICAO	05A	\$62,915.88		\$13,921.26				\$76,837.14
MAUNABO	03K	\$276,216.32		\$2,000.00				\$278,216.32
MAUNABO	24A							\$0.00
MAUNABO	05A	\$62,915.88		\$24,000.00				\$86,915.88
MOCA	03F	\$148,456.57		\$12,000.00				\$160,456.57
MOCA	03K	\$146,492.12		\$10,000.00				\$156,492.12
MOCA	05A	\$62,473.68		\$5.84				\$62,479.52
MOROVIS	03A	\$285,348.26	\$301,789.81					\$587,138.07
MOROVIS	05A	\$31,715.88						\$31,715.88
MOROVIS	05M	\$31,070.40						\$31,070.40
NAGUABO	03F	\$285,218.66	\$301,789.81	\$24,000.00	\$167,287.97	\$30,000.00		\$808,296.44
NAGUABO	05A	\$62,915.88		\$13,920.00				\$76,835.88
NARANJITO	03K	\$121,302.20						\$121,302.20
NARANJITO	14A	\$163,916.46		\$4,477.21				\$168,393.67
NARANJITO	05D	\$31,344.30						\$31,344.30
NARANJITO	05M	\$31,571.58						\$31,571.58
OROCOVIS	03K	\$285,218.66		\$50,000.00				\$335,218.66
OROCOVIS	05A	\$62,915.88		\$22,500.00				\$85,415.88
PATILLAS	03K	\$25,100.00		\$4,000.00				\$29,100.00
PATILLAS	03K	\$36,690.29		\$5,000.00				\$41,690.29
PATILLAS	03K	\$223,428.37		\$10,000.00				\$233,428.37
PATILLAS	05A	\$49,229.00						\$49,229.00
PATILLAS	05B	\$13,686.88						\$13,686.88
PEÑUELAS	03K	\$285,218.66		\$2,000.00				\$287,218.66
PEÑUELAS	05A	\$62,915.88		\$24,000.00				\$86,915.88
QUEBRADILLAS	03F	\$285,218.66		\$12,250.00		\$282,523.98		\$579,992.64
QUEBRADILLAS	05A	\$62,915.88		\$24,000.00				\$86,915.88
RINCÓN	24A	\$58,527.07						\$58,527.07
RINCÓN	14A	\$356,754.40						\$356,754.40
SÁBANA GRANDE	03K	\$285,218.66						\$285,218.66
SÁBANA GRANDE	05A	\$62,915.88		\$13,920.00				\$76,835.88

Municipality	Matrix HUD	CDBG program year	CDBG previous years	Municipal funds	Program Income (estimated)	Other federal funds	Other funds	Total cost
SALINAS	03F	\$386,175.34						\$386,175.34
SALINAS	05L	\$16,631.94						\$16,631.94
SALINAS	05D	\$16,631.93						\$16,631.93
SAN LORENZO	03K	\$266,022.70						\$266,022.70
SAN LORENZO	24K	\$19,195.96						\$19,195.96
SAN LORENZO	05A	\$62,915.88						\$62,915.88
SANTA ISABEL	3	\$285,218.66	\$357,286.91	\$24,000.00		\$250,201.93	\$175,000.00	\$1,091,707.50
SANTA ISABEL	05A	\$62,915.88		\$13,920.00				\$76,835.88
UTUADO	03K	\$285,218.66		\$141.67				\$285,360.33
UTUADO	05A	\$62,915.88						\$62,915.88
VEGA ALTA	14F	\$285,218.66						\$285,218.66
VEGA ALTA	05Z	\$62,915.88						\$62,915.88
VIEQUES	03K	\$134,209.35		\$6,000.00				\$140,209.35
VIEQUES	03K	\$91,251.30		\$6,000.00				\$97,251.30
VIEQUES	03K	\$59,032.05		\$6,000.00				\$65,032.05
VIEQUES	03K	\$43,508.76		\$6,000.00				\$49,508.76
VIEQUES	05A	\$72,353.26						\$72,353.26
VILLALBA	03K	\$285,218.66						\$285,218.66
VILLALBA	05A	\$62,915.88						\$62,915.88
YABUCOA	03K	\$230,867.58						\$230,867.58
YABUCOA	03K	\$43,450.56						\$43,450.56
YABUCOA	03K	\$10,900.52						\$10,900.52
YABUCOA	05A	\$62,915.88		\$70.44				\$62,986.32
ADJUNTAS	05A	\$61,949.36						\$61,949.36
ADJUNTAS	03F	\$282,896.08	\$285,240.82					\$568,136.90
AGUADA	03K	\$236,299.78		\$1,381.25				\$237,681.03
AGUADA	03K	\$46,224.20		\$1,381.25				\$47,605.45
AGUADA	05A	\$62,321.46		\$19,502.23				\$81,823.69
AGUAS BUENAS	03K	\$101,791.11						\$101,791.11
AGUAS BUENAS	03K	\$180,732.87						\$180,732.87
AGUAS BUENAS	05A	\$62,321.46		\$13,222.04				\$75,543.50
AIBONITO	03K	\$170,824.96						\$170,824.96
AIBONITO	03K	\$61,040.04						\$61,040.04
AIBONITO	03K	\$50,658.97		\$9,281.16				\$59,940.13

Municipality	Matrix HUD	CDBG program year	CDBG previous years	Municipal funds	Program Income (estimated)	Other federal funds	Other funds	Total cost
AIBONITO	05A	\$47,271.46						\$47,271.46
AIBONITO	05Q	\$10,535.00						\$10,535.00
AIBONITO	05Q	\$4,515.00						\$4,515.00
AÑASCO	03K	\$201,149.36		\$12,000.00				\$213,149.36
AÑASCO	05A	\$62,321.46						\$62,321.46
AÑASCO	03K	\$17,728.13		\$5,000.00				\$22,728.13
AÑASCO	03K	\$63,646.49		\$10,000.00				\$73,646.49
ARROYO	03K	\$110,993.45		\$395.24				\$111,388.69
ARROYO	03K	\$171,530.53						\$171,530.53
ARROYO	05B	\$14,084.93		\$8,100.00				\$22,184.93
ARROYO	05A	\$51,095.31		\$8,100.00				\$59,195.31
BARCELONA	03L	\$282,523.98						\$282,523.98
BARCELONA	05A	\$62,915.88		\$24,000.00				\$86,915.88
BARRANQUITAS	03K	\$282,523.98						\$282,523.98
BARRANQUITAS	05A	\$62,321.46						\$62,321.46
CAMUY	24A/19F	\$401,383.00						\$401,383.00
CAMUY	05A	\$14,093.43		\$66.27				\$14,159.70
CATAÑO	05A	\$62,321.46		\$24,000.00				\$86,321.46
CATAÑO	03F	\$282,523.98				\$285,218.66		\$567,742.64
CEIBA	03F	\$282,523.98	\$479,628.66	\$34,535.36		\$380,112.28	\$42,234.69	\$1,219,034.97
CEIBA	05A	\$62,321.46						\$62,321.46
CIALES	03F	\$77,826.10	\$320,631.31	\$125,000.00				\$523,457.41
CIALES	03K	\$204,697.88		\$35,000.00				\$239,697.88
CIALES	05A	\$38,839.03		\$5,000.00				\$43,839.03
CIALES	05B	\$23,482.43		\$5,000.00				\$28,482.43
COAMO	03K	\$282,523.97		\$3,781.63				\$286,305.60
COAMO	05A	\$62,321.46		\$2,570.32				\$64,891.78
COMERÍO	03K	\$282,523.98		\$8,000.00				\$290,523.98
COMERÍO	05B	\$62,321.46		\$49,074.53				\$111,395.99
COROZAL	03K	\$211,452.00						\$211,452.00
COROZAL	14A	\$71,250.00						\$71,250.00
COROZAL	05A	\$62,143.44						\$62,143.44
DORADO	14A	\$282,523.98						\$282,523.98
DORADO	05B/05A	\$62,321.46						\$62,321.46
FLORIDA	03F	\$282,523.98						\$282,523.98

Municipality	Matrix HUD	CDBG program year	CDBG previous years	Municipal funds	Program Income (estimated)	Other federal funds	Other funds	Total cost
FLORIDA	05A	\$62,321.46		\$15,415.00				\$77,736.46
GUÁNICA	03F	\$80,136.00						\$80,136.00
GUÁNICA	03F	\$202,387.98						\$202,387.98
GUÁNICA	055A	\$15,580.36						\$15,580.36
GUÁNICA	055A	\$15,580.37						\$15,580.37
GUÁNICA	05Z	\$16,000.00						\$16,000.00
GUÁNICA	05Z	\$15,160.73		\$839.27				\$16,000.00
GUAYANILLA	03K	\$282,625.00						\$282,625.00
GUAYANILLA	05A	\$39,566.24						\$39,566.24
GUAYANILLA	05D	\$22,654.20						\$22,654.20
GURABO	3	\$282,523.98	\$285,218.66	\$709,225.36				\$1,276,968.00
GURABO	05A	\$62,321.46		\$24,000.00				\$86,321.46
HATILLO	03K	\$119,099.51						\$119,099.51
HATILLO	03K	\$39,218.24						\$39,218.24
HATILLO	14A	\$124,206.22						\$124,206.22
HATILLO	05A	\$62,231.46		\$283.74				\$62,515.20
HORMIGUEROS	03F	\$282,523.98						\$282,523.98
HORMIGUEROS	05A	\$62,321.46						\$62,321.46
JAYUYA	03F	\$282,523.98		\$35,000.00				\$317,523.98
JAYUYA	05A	\$62,321.46		\$8,382.64				\$70,704.10
JUNCOS	14A	\$282,523.98		\$24,000.00				\$306,523.98
JUNCOS	05A	\$62,915.88		\$24,000.00				\$86,915.88
LAJAS	03K	\$282,523.97		\$53.14				\$282,577.11
LAJAS	05A	\$62,321.46						\$62,321.46
LARES	03K	\$28,811.52						\$28,811.52
LARES	03K	\$253,712.45						\$253,712.45
LARES	5	\$62,915.88	\$62,321.46					\$125,237.34
LAS MARÍAS	03K	\$187,680.18						\$187,680.18
LAS MARÍAS	05A	\$62,321.46		\$15,000.00				\$77,321.46
LAS MARÍAS	05A	\$62,321.46		\$15,000.00				\$77,321.46
LAS PIEDRAS	03K	\$282,523.98		\$2,000.00				\$284,523.98
LAS PIEDRAS	05A	\$62,321.46		\$24,000.00				\$86,321.46
LOÍZA	03K	\$282,523.97						\$282,523.97
LOÍZA	05A	\$62,321.46						\$62,321.46
LUQUILLO	03K	\$282,523.98		\$18,986.02				\$301,510.00
LUQUILLO	05A	\$62,321.46		\$26,092.16				\$88,413.62

Municipality	Matrix HUD	CDBG program year	CDBG previous years	Municipal funds	Program Income (estimated)	Other federal funds	Other funds	Total cost
MARICAO	03K	\$199,122.32						\$199,122.32
MARICAO	03K	\$83,401.66		\$95.36				\$83,497.02
MARICAO	05B	\$20,251.36		\$13,920.00				\$34,171.36
MARICAO	05A	\$42,070.10		\$13,920.00				\$55,990.10
MAUNABO	24A/19F	\$181,197.25						\$181,197.25
MAUNABO	03K	\$101,891.36		\$2,000.00				\$103,891.36
MAUNABO	05A	\$62,321.46		\$24,000.00				\$86,321.46
MOCA	03K	\$291,138.13		\$12,000.00				\$303,138.13
MOROVIS	03A	\$282,536.67	\$587,138.07					\$869,674.74
MOROVIS	05A	\$30,394.39						\$30,394.39
MOROVIS	05D	\$31,914.38						\$31,914.38
NARANJITO	14H	\$126,120.00						\$126,120.00
NARANJITO	14A	\$156,403.97		\$5,608.14				\$162,012.11
NARANJITO	05D	\$62,321.46		\$367.14				\$62,688.60
OROCOVIS	03K	\$282,523.98		\$50,000.00				\$332,523.98
OROCOVIS	05A	\$62,321.46		\$22,500.00				\$84,821.46
PATILLAS	03K	\$257,922.39		\$10,000.00				\$267,922.39
PATILLAS	03K	\$24,601.59		\$5,000.00				\$29,601.59
PATILLAS	05A	\$48,732.86						\$48,732.86
PATILLAS	05A	\$13,588.60						\$13,588.60
PEÑUELAS	03K	\$282,523.98		\$20,000.00				\$302,523.98
PEÑUELAS	05A	\$62,321.46		\$24,000.00				\$86,321.46
QUEBRADILLAS	05D	\$62,321.46						\$62,321.46
QUEBRADILLAS	03F	\$282,523.98	\$285,218.66	\$12,250.00				\$579,992.64
RINCÓN	24A/19F	\$327,801.96						\$327,801.96
RINCÓN	14A	\$87,674.47						\$87,674.47
SÁBANA GRANDE	03K	\$282,523.98		\$167.41				\$282,691.39
SÁBANA GRANDE	05A	\$42,070.10		\$13,920.00				\$55,990.10
SÁBANA GRANDE	05B	\$20,251.36		\$13,920.00				\$34,171.36
SALINAS	03K	\$353,154.97						\$353,154.97
SALINAS	05D	\$27,072.20						\$27,072.20
SALINAS	05D	\$34,959.36						\$34,959.36
SAN LORENZO	24A/19F	\$372,195.96						\$372,195.96
SAN LORENZO	05A	\$43,280.22						\$43,280.22
SANTA ISABEL	3	\$282,523.98	\$642,505.57	\$308,722.33				\$1,233,751.88
SANTA ISABEL	05A	\$42,070.10		\$13,920.00				\$55,990.10

Municipality	Matrix HUD	CDBG program year	CDBG previous years	Municipal funds	Program Income (estimated)	Other federal funds	Other funds	Total cost
SANTA ISABEL	05A	\$20,251.36		\$13,920.00				\$34,171.36
UTUADO	03K	\$282,523.98						\$282,523.98
UTUADO	05A	\$62,321.46						\$62,321.46
VEGA ALTA	14A	\$282,523.98						\$282,523.98
VEGA ALTA	05Z	\$62,321.46						\$62,321.46
VIEQUES	03K	\$118,138.20		\$24,000.00				\$142,138.20
VIEQUES	03K	\$206,764.37		\$24,000.00				\$230,764.37
VIEQUES	05A	\$71,669.68						\$71,669.68
VILLALBA	03K	\$282,523.97		\$33.20				\$282,557.17
VILLALBA	05A	\$62,321.46						\$62,321.46
YABUCOA	05A	\$62,321.46						\$62,321.46
YABUCOA	03K	\$242,158.36						\$242,158.36
YABUCOA	03K	\$40,365.62						\$40,365.62

The CDBG regulations also requires the Government of Puerto Rico to match administration costs beyond \$100,000. The CDBG match is covered by funds from the general budget.

HOPWA

In the case of HOPWA, sponsors leveraged 2023 funds from other sources.

ESG

For ESG matching contributions, each subrecipient must match dollar-for-dollar the funds provided with funds from other public or private sources. These matching contributions can come from any source, including federal sources other than the ESG program, as well as state, local, private, and other sources. In 2023, the ESG Program has continued to implement this requirement to ensure that funds are maximized and integrated with other available resources, ensuring the efficient and effective use of resources in serving vulnerable populations.

HOME

In the case of the HOME program, no match requirement was imposed to Puerto Rico State PJ during PY 2023-24, due to the severe fiscal distress affecting the Government of Puerto Rico. The typical requirement is for the State to match no less than 25 cents for each dollar of HOME funds spent on affordable housing.

ADDITIONAL INFORMATION CR-20

Discuss the difference between goals and outcomes and problems encountered in meeting these goals.

During PY2023 (and the previous two years), the HOME program experienced a reduction in the number of families assisted with Homebuyer Assistance (in comparison with the families assisted previous to the hits of Hurricane Maria and Irma and the Covid-19 pandemic. The major reason for that reduction in Homebuyer Assistance is due to the better conditions offered to participants by the CDBG-DR HBA (Homebuyer Assistance). CDBG-DR has a broad income qualification parameters to which more families are eligible for assistance.

The following is a summary of the different single families activities attended with HOME program funds:

HOMEBUYER ASSISTANCE	
Cases Closed (Per PR-23 Report PY2023)	7 cases
Income Range	50% / 60% / 80%
People Interviewed	42 cases Income Limits affect the cases as per new table
Cases in process (Pre-Qualified; looking for property)	3 cases

HOMEOWNER	
Closed cases (Per PR-23 Report PY2023)	4 cases
Income Range	50% / 60% / 80%
Under construction	9 cases
Cases in process (under evaluation)	11 cases

TENANT BASE RENTAL ASSISTANCE (TBRA)	
Active cases (Funded during PY2023)	PY2023 – 48 cases
Income Range	30%
Total Interviewed and/or Calls Received	321 cases
Vouchers granted during PY2023	112 cases
Cases in Process during PY2023 (under evaluation)	51 cases

We have impacted 20 municipalities around the island.

PRHFA made a competitive process by a Notice of Funds Availability (NOFA) to promote the development of multifamily rental projects; this NOFA combined different sources of funds including HOME, HTF, LIHTC and CDBG-DR to increase the supply of housing units needed around the island. The purpose of this NOFA is to maximize the use of public funds from multiple sources

under joint selection and underwriting criteria compatible. We are in the process to grant HOME funds for two multifamily projects with an estimated amount of \$40 millions in the near future.

Regarding to the Housing Trust Fund (HTF) program, funds were used to increase the supply of housing units for rent through the development of multifamily rental projects impacting families with very and extremely low-income families. As part of the competitive process above mentioned, we are in the process to grant HTF fund in the amount of \$6,000,000 approximately to a multifamily project.

Discuss how these outcomes will impact future annual action plans.

The outcomes in the HOME program will impact the future action plans. Procedural barriers, including those that involve contracting procedures and construction and use permits, will need to be addressed to improve the performance of the program. Rehabilitation or New Construction by Owner is the HOME program activity that PRHFA is emphasizing due to the damaged caused by the hurricanes Irma and Maria and the earthquakes in the South of Puerto Rico. PRHFA is evaluating how will be more effective helping the people in need of federal assistance for their home. A substantial amendment may be expected if necessary to avoid the risk of loss.

Include the number of extremely low-income, low-income, and moderate-income persons served by each activity where information on income by family size is required to determine the eligibility of the activity.

Number of Households Served	CDBG Actual	HOME Actual	HTF Actual
Extremely Low-income	12	39	22
Low-income	26	2	0
Moderate-income	2	5	0
Total	40	46	22

Table 1 – Number of Households Served

Narrative Information

Even in the difficult context of Puerto Rico, the PY 2023 Annual Action Plan housing strategies were implemented. The State was able to facilitate the access to affordable housing opportunity to 108 households, serving 1,665 extremely low-income, low-income and moderate income persons. This achievement shows the State commitment to address the basic housing needs of the low-income population, the responsibility of using and investing the available resources accordingly to the applicable regulations and the capability of managing and administering a Consolidated Plan process with the objective of improving the living conditions of the economically disadvantaged population segments.

Table 13 provides the number of extremely low-income, low-income, and moderate-income households served by each activity. 67.8% of the of the households served by the CDBG, HOME and HTF programs were Extremely Low-Income households, while 25.9% were Low-Income households and 6.5% were Moderate-Income households. The HOME program served a higher

percentage of Extremely Low-Income households, or 84.8%, in contrast to 30.0% served by the CDBG program. CDBG program served a higher proportion of Low-income households, 65.0%.

The number of households served for the HOME program during PY2023 has been reported using PR-23 report as of 8-27-2024. As per the previously mentioned report, the total of families served during Program Year 2023 was 46, all of which were non-homeless households. The number of households served by activity in the HOME program were as follows:

- Rentals: 35
 - First time homebuyers: 7
 - Existing homebuyers: 4
- Total 46

Regarding to HTF Program, the number of household served during PY2023 has been reported using PR105 (Status of HTF Activities). As per that report, the total of families served during Program Year 2023 was 22, all of which were non-homeless households and served by the Rental Activity.

MONITORING

Describe the standards and procedures used to monitor activities carried out in furtherance of the plan and used to ensure long-term compliance with requirements of the programs involved, including minority business outreach and the comprehensive planning requirements

Monitoring is an integral management control technique and a Government Accountability Office (GAO) standard. It provides information about the State actions that is critical for making informed judgments about program effectiveness and management efficiency. It also helps in identifying instances of fraud, waste and abuse. It is the principal means by which the State:

- Ensure that programs and technical areas are carried out efficiently, effectively, and in compliance with applicable laws and regulations;
- Assists in improving the performance, developing, or increasing capacity, and augmenting the management and technical skills; and
- Stays abreast of the efficacy of CPD funded activities and technical areas within the communities served by the programs.

The State recognizes and fulfills the monitoring requirements of the five (5) grant programs included in the Consolidated Plan. Monitoring activities are conducted in accordance with OMB regulations, and the HUD regulations and guidance for each program contained in the CPD Monitoring Handbook and include the following:

- Explanation of grant contract requirement and deadlines for all grantees
- Field visits to monitor work in progress and completed projects
- Telephone or office conference assistance to grantees
- Detailed explanation of ways to improve grant administration
- Suspension of grant activities where warranted
- Importance of timeliness
- Monitoring of progress toward goals and objectives of Consolidated Plan

CDBG

The CDBG monitoring details are in the table below:

	MUNICIPIO	SEGURO SOCIAL PATRONAL	RADICACION SI/NO	FECHA DE RECIBO FEDERAL AUDIT CLEARINGHOUSE	SEÑALAMIENTOS CDBG	COMENTARIOS
1	ADJUNTAS	660-39-8642	NO			
2	AGUADA	660-43-4057	SI	28-Mar-24	NO	4/18/24 Le envié la información necesaria a Noemi Padilla para que prepare la carta de cierre sin señalamientos en los fondos CDBG otorgados por el DV.
3	AGUAS BUENAS	660-43-3571	SI	22-Mar-24	NO	4/18/24 Le envié la información necesaria a Noemi Padilla para que prepare la carta de cierre sin señalamientos en los fondos CDBG otorgados por el DV.
4	AIBONITO	660-43-3572	SI	19-Mar-24	NO	4/18/24 Le envié la información necesaria a Noemi Padilla para que prepare la carta de cierre sin señalamientos en los fondos CDBG otorgados por el DV.
5	AÑASCO	660-43-3526	NO			
6	ARROYO	660-43-3527	SI	21-Mar-24	SI	4/18/24 Le envié la información necesaria a Noemi Padilla para que prepare la carta de SOLICITANDO EL PAC AL 30 DE JUNIO 2024 de señalamientos en los fondos CDBG otorgados por el DV.
7	BARCELONETA	660-43-4377	NO			
8	BARRANQUITAS	660-43-3573	SI	18-Mar-24	NO	4/18/24 Le envié la información necesaria a Noemi Padilla para que prepare la carta de cierre sin señalamientos en los fondos CDBG otorgados por el DV.
9	CAMUY	660-43-3577	NO			
10	CATAÑO	660-43-3540	SI	25-Mar-24	NO	4/18/24 Le envié la información necesaria a Noemi Padilla para que prepare la carta de cierre sin señalamientos en los fondos CDBG otorgados por el DV.
11	CEIBA	660-43-3542	NO			
12	CIALES	660-43-3631	NO			

	MUNICIPIO	SEGURO SOCIAL PATRONAL	RADICACION SI/NO	FECHA DE RECIBO FEDERAL AUDIT CLEARINGHOUSE	SEÑALAMIENTOS CDBG	COMENTARIOS
13	COAMO	660-43-3561	SI	27-Mar-24	SI	4/18/24 Le envié la información necesaria a Noemi Padilla para que prepare la carta de SOLICITANDO EL PAC de señalamientos en los fondos CDBG otorgados por el DV.
14	COMERIO	660-43-3562	NO			
15	COROZAL	660-43-3563	SI	Aug. 27, 2024	NO	9/03/24 Le envié la información necesaria a Noemi Padilla para que prepare la carta de cierre sin señalamientos en los fondos CDBG otorgados por el DV.
16	CULEBRA	660-66-0106	SI	27-Mar-24	SI	4/18/24 Le envié la información necesaria a Noemi Padilla para que prepare la carta de SOLICITANDO EL PAC de señalamientos en los fondos CDBG otorgados por el DV.
17	DORADO	660-43-3565	SI	21-Mar-24	NO	4/18/24 Le envié la información necesaria a Noemi Padilla para que prepare la carta de cierre sin señalamientos en los fondos CDBG otorgados por el DV.
18	FLORIDA	660-43-4055	SI	3/28/24	NO	7/MAYO/24 Le envié a Noemi Padilla la información necesaria para preparar carta de cierre.
19	GUANICA	660-43-3496	NO			
20	GUAYANILLA	660-43-3494	NO			La firma de CPA LOPEZ-VEGA, CPA,PSC, el 19 de agosto de 2024, le emitió al municipio una certificación indicando que el Single Audit 2023, lo están realizando, por tal razón no se puede emitir una carta de Cumplimiento. El CPA expresa: Esta certificación es preliminar, ya que no hemos concluido la auditoria. Cuando sea radicado al FEDERAL AUDIT CLEARINGHOUSE, se evaluará si procede Carta de Cierre.

	MUNICIPIO	SEGURO SOCIAL PATRONAL	RADICACION SI/NO	FECHA DE RECIBO FEDERAL AUDIT CLEARINGHOUSE	SEÑALAMIENTOS CDBG	COMENTARIOS
21	GURABO	660-43-5312	NO			
22	HATILLO	660-43-3497	SI	Feb. 23, 2024	NO	4/18/24 Le envié la información necesaria a Noemi Padilla para que prepare la carta de cierre sin señalamientos en los fondos CDBG otorgados por el DV.
23	HORMIGUEROS	660-43-3498	SI	18-Mar-24	NO	4/18/24 Le envié la información necesaria a Noemi Padilla para que prepare la carta de cierre sin señalamientos en los fondos CDBG otorgados por el DV.
24	JAYUYA	660-43-3515	SI	30-Mar-24	NO	4/18/24 Le envié la información necesaria a Noemi Padilla para que prepare la carta de cierre sin señalamientos en los fondos CDBG otorgados por el DV.
25	JUNCOS	660-43-3517	SI	18-Mar-24	NO	4/18/24 Le envié la información necesaria a Noemi Padilla para que prepare la carta de cierre sin señalamientos en los fondos CDBG otorgados por el DV.
26	LAJAS	660-43-3482	NO			
27	LARES	660-43-3483	SI	26-Mar-24	NO	4/18/24 Le envié la información necesaria a Noemi Padilla para que prepare la carta de cierre sin señalamientos en los fondos CDBG otorgados por el DV.
28	LAS MARIAS	660-43-3484	NO			
29	LAS PIEDRAS	660-43-4054	NO			
30	LOIZA	660-38-6962	NO			
31	LUQUILLO	660-43-3485	SI	26-Mar-24	NO	4/18/24 Le envié la información necesaria a Noemi Padilla para que prepare la carta de cierre sin señalamientos en los fondos CDBG otorgados por el DV.
32	MARICAO	660-43-3487	SI	12-Mar-24	NO	4/18/24 Le envié la información necesaria a Noemi Padilla para que prepare la carta de cierre sin señalamientos en los fondos CDBG otorgados por el DV.

	MUNICIPIO	SEGURO SOCIAL PATRONAL	RADICACION SI/NO	FECHA DE RECIBO FEDERAL AUDIT CLEARINGHOUSE	SEÑALAMIENTOS CDBG	COMENTARIOS
33	MAUNABO	660-43-3521	SI	12-Apr-24	SI	4/19/24 Le envié la información necesaria a Noemi Padilla para que prepare la carta de cierre ACEPTANDO EL PAC DE señalamientos en los fondos CDBG otorgados por el DV.
34	MOCA	660-43-3489	SI	21-Mar-24	NO	4/19/24 Le envié la información necesaria a Noemi Padilla para que prepare la carta de cierre sin señalamientos en los fondos CDBG otorgados por el DV.
35	MOROVIS	660-43-3782	NO			
36	NAGUABO	660-43-3490	SI	5/16/24	NO	5/20/24 Le envié a Noemi Padilla la información necesaria para preparar carta de cierre.
37	NARANJITO	660-43-3522	NO			
38	OROCOVIS	660-43-3491	SI	26-Mar-24	NO	4/18/24 Le envié la información necesaria a Noemi Padilla para que prepare la carta de cierre sin señalamientos en los fondos CDBG otorgados por el DV.
39	PATILLAS	660-43-3492	SI	27-Mar-24	SI	4/18/24 Le envié la información necesaria a Noemi Padilla para que prepare la carta de SOLICITANDO EL PAC de señalamientos en los fondos CDBG otorgados por el DV.
40	PEÑUELAS	660-43-3523	SI	23-May-24	NO	5/28/24 Le envié a Noemi Padilla la información necesaria para preparar carta de cierre sin señalamientos.
41	QUEBRADILLAS	660-43-3795	SI	Dec. 13, 2023	N	2/1/24 Le a Noemi Padilla la información necesaria para cerrar informe SA sin señalamiento en los fondos CDBG.
42	RINCÓN	660-43-3529	SI	31-Mar-24	NO	
43	SABANA GRANDE	660-43-3530	SI	1-Apr-24	NO	4/19/24 Le envié la información necesaria a Noemi Padilla para que prepare la carta de cierre sin señalamientos en los fondos CDBG otorgados por el DV.

	MUNICIPIO	SEGURO SOCIAL PATRONAL	RADICACION SI/NO	FECHA DE RECIBO FEDERAL AUDIT CLEARINGHOUSE	SEÑALAMIENTOS CDBG	COMENTARIOS
44	SALINAS	660-43-5311	SI	3/27/24	NO	4/18/24 Le envié la información necesaria a Noemi Padilla para que prepare la carta de cierre sin señalamientos en los fondos CDBG otorgados por el DV.
45	SAN LORENZO	660-43-3532	SI	5-Apr-24	NO	4/22/24 Le envié la información necesaria a Noemi Padilla para que prepare la carta de cierre sin señalamientos en los fondos CDBG otorgados por el DV.
46	SANTA ISABEL	660-43-3534	NO			
47	UTUADO	660-43-3528	NO			
48	VEGA ALTA	660-43-3524	SI	1-Apr-24	NO	4/22/24 Le envié la información necesaria a Noemi Padilla para que prepare la carta de cierre sin señalamientos en los fondos CDBG otorgados por el DV.
49	VIEQUES	660-43-3538	NO			
50	VILLALBA	660-43-3518	NO			
51	YABUCOA	660-43-9209	SI	26-Mar-24	NO	

ESG

Throughout the year, program staff conducted visits to all ESG projects to assess compliance with programmatic and administrative regulations. During these visits, they provided technical assistance to address any identified needs. Additionally, the staff developed and implemented improvement plans to correct deficiencies found in the projects, thereby enhancing their effectiveness and ensuring alignment with the program's objectives.

HOPWA

As part of the State efforts to achieve the above-described management objective and the planned HOPWA Program goals and objectives for the reported program year, the HOPWA Staff views monitoring as an ongoing process involving continuous communication and evaluation. This approach allows the State to determine compliance, prevent/identify deficiencies, and design corrective actions to improve or reinforce program participant performance. As part of this process, the HOPWA staff is alert for fraud, waste and mismanagement or situations with potential for such abuse. Where possible, any identified deficiencies in need of corrective action are handled through discussion, negotiation, or technical assistance in a manner that maximizes local discretion.

The HOPWA Monitoring process is based in a Risk Analysis assessment. This process is implemented to target attention to program subrecipients activities that represent the greatest risk and susceptibility to fraud, waste, and mismanagement. Each program subrecipient's past performance is analyzed and compared against the full spectrum of HOPWA Program funds and

programs. This method ranks program participants in descending order, from highest to lowest risk. Three categories are used: high, medium, and low risk.

Once the Risk Analysis process is finalized, based in the category in which the subrecipients fall under the analysis, the Program determines which subrecipients are included in the monitoring action for the program year.

Below is a table with a monitoring review to be performed to the following subrecipients:

Organizations/Municipalities	Date
Hogar Crea - Arecibo - PRH23F999 (HCA)	4/25/2024
Casa Del Peregrino PRH23F999 (CDPDC)	5/9/2024
Municipio de Hormigueros PRH23F999 (MHM)	5/13/2024
Municipio de Camuy PRH23F999 (MCM)	5/22/2024
Instituto Pre-Vocacional - Mayaguez - PRH23F999 (IPVM)	5/24/2024
Municipio de Ponce PRH23F999 (MPN)	5/24/2024
Coalition Pro Homeless PRH23F999 - Alpha & Omega	5/28/2024
Coalition Pro Homeless PRH23F999 - Senderos de Esperanza	5/28/2024
Municipio de Isabela PRH23F999 (MIB)	5/29/2024
Casa Joven Del Caribe - Housing PRH23F999 (CJDC)	5/30/2024
Bill's Kitchen - Fajardo PRH23F999 (BK)	5/31/2024
Hogar Crea - Ponce - PRH23F999 (HCP)	6/7/2024
Municipio de Yauco PRH23F999 (MYU)	6/7/2024
Consorcio Region Sur PRH23F999 (CRS)	6/12/2024
Consorcio Region Sur PRH23F999 (CRS)	6/12/2024
Fundacion UPENS PRH23F999 (FU)	6/17/2024
Casa Del Peregrino - Housing PRH23F999 (CDPTH)	6/20/2024
PAC.TA PRH23F999 (PACTA)	6/21/2024

HOME

Rental Activity

The Puerto Rico Housing Finance Authority (PRHFA) as the designated Participating Jurisdiction (PJ) for the HOME Program (Program) is responsible for monitoring compliance of rental projects assisted with Program funds. Specifically, PRHFA must validate project compliance with HOME requirements related to tenant income-eligibility, rent restrictions, unit mix, tenant rights protections, marketing, financial viability of the projects, compliance with the property

standards, and with other Program requirements included in the Federal Regulation 24 CFR Part 92.

As of June 30, 2024, the PRHFA had 73 rental projects completed in HUD's Integrated Disbursement and Information System (IDIS) and within the required affordability period. The total number of HOME-assisted units in these projects were 2,988. A detail of the rental projects is included in **Annex A**.

The compliance activities performed by the Federal Funds Compliance Office (FFCO) included the following:

a. Physical inspections of the properties

Project in which funds were committed on or before January 24, 2015

The HOME regulation establishes that the participating jurisdictions must perform a physical inspection at project completion and during the affordability period to determine if the project meets the property standards of Section 92.251. The projects to be inspected during each Program Year (July to June) are selected based on the following schedule:

Total Number of Units in the Property	Minimum Frequency of On-site Inspections
1-4 units	Every three years
5-25 units	Every two years
26 or more units	Every year
Note: This schedule is based on the total number of units in the property, not in the number of HOME-assisted units.	

Project in which funds were committed after January 24, 2015

The HOME regulation establishes that the participating jurisdictions must perform a physical inspection within 12 months after project completion and at least once every 3 years thereafter during the period of affordability.

Sample sizes:

For projects with one to four units, the inspectable items for each building with HOME-assisted units and 100 percent of the HOME-assisted units must be inspected.

For projects with more than four HOME-assisted units, the inspectable items for each building with HOME-assisted units and at least 20 percent of the HOME-assisted units in each building, but not fewer than four units in each project and one HOME-assisted unit in each building.

A physical inspection report is issued by the PRHFA. This report presents the deficiencies found during the inspection and the timeframe granted to the owner to correct the deficiencies. The owner is required to submit evidence of the corrections of all the deficiencies found during the inspection. The HOME Program will review the owner's response and supporting documentation, and if it is satisfactory, will issue a Closet Out Letter notifying that the project complies with the property standards. If the owner's response does not comply with the Program's requirements, follow up will be given to the required corrective actions until all pending deficiencies have been corrected.

Results for PY 2023

During the PY 2023 the PJ scheduled 53 physical inspections. At the end of PY2023 the PRHFA's Inspection and Appraisal Division completed the required 53 inspections scheduled for the year. The details of the inspections completed is presented in **Annex B**.

b. Compliance reviews (file reviews)

Projects to be reviewed during the fiscal year (July to June) will be selected considering the following factors:

1. Projects completed in IDIS in the last 12 months (first year of the compliance period) - Each project must be reviewed within 12 months after project completion.
2. Projects in which the last compliance review was performed three years before the Program Year (PY) – Each project must be reviewed at least once every three years during the affordability period.

Considering the factors mentioned above the FFCO included in the PY 2023 compliance review plan 25 projects in which the last compliance review was performed three years before the PY 2023.

The tenants' files reviewed during the compliance reviews are selected based on a random sample of at least 20% of the HOME-assisted units in each building of the project. The tenants' files evaluation includes verification of the compliance of each unit with the applicable income and rent limitations of the Program, correct determination of the household income, correct use of the applicable utility allowance, lease contract minimum requirements, compliance with the minimum required documentation and the student rule. Also, during the compliance review the FFCO evaluates the project's compliance with the tenant selection procedures, dispute resolution procedures and property maintenance requirements of the HOME Program.

After the evaluation, the FFCO issues a compliance review report of the findings encountered during the review. This report presents the findings in order of severity or importance and includes all the details that support each finding. The owner will have a 30-day period to submit a response that includes all the supporting evidence of the corrective actions taken to bring the project units in compliance with the requirements of the HOME Program. The FFCO will review the owner's response and supporting documentation, and if it is satisfactory, the FFCO will issue a clearance letter notifying that the project complies with all the requirements of the Program and that the compliance review process has concluded. If the owner's response does not comply with the Program's requirements, follow up will be given to the required corrective actions until all pending issues have been resolved.

Results for PY 2023

During the PY 2023 the FFCO performed the 25 compliance reviews scheduled for the year. The completed reviews included the verification of the compliance of each unit with the applicable income and rent limitations of the Program, correct determination of the household income, correct use of the applicable utility allowance, lease contract minimum requirements, compliance with the minimum required documentation and the student rule. Also, during the compliance review the FFCO evaluated the projects' compliance with the tenant selection procedures, dispute resolution procedures and property maintenance requirements of the HOME Program.

The details of the compliance reviews performed are presented in **Annex C**.

The most frequent findings were as follows:

1. Unit in noncompliance with HOME Program income limits
2. Rent charged in excess of the maximum rent allowable by the HOME Program
3. Prohibited provision in the project's lease contract
4. Incomplete Tenant Selection Procedure
5. Incomplete Dispute Resolution Procedure
6. Lease contract does not comply with the HOME Program requirements
7. Incorrect information in Tenant Income Certification (TIC)
8. Documents with incorrect and/or missing information
9. Incorrect income calculation

Each situation includes the necessary corrective actions to bring the project back to compliance with the requirements of the HOME Program.

Annex A

Federal Funds Compliance Office HOME-Assisted Projects – PY 2023

	IDIS	Project Name	Completion Date	Project Units	HOME units
1	15565	Aires De Manantial	14-Sep-17	120	17
2	13164	Albergue El Paraíso Corp.	20-Nov-13	26	26
3	17572	Alturas de Monte Verde	3-Feb-21	60	17
4	217	Apartamentos Amelia	25-Jan-07	6	6
5	468	Apartamentos Castro-1	11-Apr-06	2	2
6	553	Apartamentos Castro-2	11-Apr-06	2	2
7	677	Apartamentos Castro-3	24-Oct-05	2	2
8	558	Apartamentos Estancia Villamil	21-Oct-05	6	6
9	349	Apartamentos González Bernard I	11-Apr-06	4	4
10	498	Apartamentos Ortiz	11-Apr-06	8	8
11	346	Apartamentos Plaza-1	30-Nov-04	2	2
12	578	Apartamentos Plaza-2	21-Oct-05	1	1
13	379	Apartamentos Primor	30-Nov-04	4	4
14	5740	Apartamentos Suarez Sandín	27-Jan-14	22	22
15	7487	Arecibo Senior Housing	22-Nov-13	120	120
16	14739	Balseiro Apartments	23-May-16	74	31
17	16047	Beatriz Village	19-Dec-17	120	25
18	9637	Brisas del Mar Elderly	7-Jun-11	102	102
19	8495	Cabo Rojo Elderly	22-Nov-13	88	88
20	17011	Ciudad Lumén	24-Jan-19	140	22
21	6048	Colegio y Egida de Enfermeras Practicas	25-Jan-07	81	81
22	14750	Egida Asoc Miembros Policía PR-Maunabo	15-Oct-14	116	60
23	15569	Egida Hacienda El Jibarito	14-Mar-18	138	111
24	11902	El Camino Save Heaven	15-Oct-14	25	10
25	9072	El Remanso de Paz	22-Nov-13	50	50
26	11960	Esperanza Village	20-Nov-12	9	9
27	16046	Galeria Urbana	19-May-17	107	22
28	14065	Golden Residences at Floral Park	23-Jan-14	160	92
29	14751	Gurabo Elderly	5-May-16	86	23
30	17656	Haciendas Village	5-Apr-22	91	18
31	11250	Jardin de Santa Maria	8-Aug-14	77	21
32	5497	Jardines de Carmení	7-Jun-11	24	24
33	3743	Jardines de Loíza II	11-Apr-06	27	27
34	16499	Jardines de Parque Real II	8-Nov-17	18	18
35	8587	La Egida del Perpetuo Socorro	7-Jun-11	66	66
36	622	La Merced Elderly	9-Jun-08	89	50
37	9741	Laderas del Río Elderly	15-Jan-14	124	124
38	10814	Las Piedras Elderly	13-Jul-12	123	123
39	14565	Liyaly Apartments	21-Nov-13	4	4
40	6296	Loíza Home for the Elderly (Fase II)	25-Jan-07	120	120
41	377	Los Gemelos	18-May-06	5	5
42	9736	Los Robles	12-Jul-11	13	13

	IDIS	Project Name	Completion Date	Project Units	HOME units
43	10416	Monserate II	23-Dec-13	36	36
44	6996	Notre Dame Apartments	26-Nov-13	88	88
45	345	Oscar Apartments	11-Apr-06	6	6
46	17278	Palacio Dorado	12-Nov-19	103	6
47	11958	Panorama Gold Apartments	2-Dec-11	168	168
48	17324	Paraíso Dorado (INDESIVI)	21-Jul-22	84	22
49	17964	Parque del Retiro II	11-Jul-22	100	19
50	8923	Paseo Samaritano	27-Feb-19	120	26
51	17002	Plaza Águila	11-Jul-20	15	15
52	15568	Plaza Apartments	29-Oct-15	60	18
53	17516	Plaza Elena Housing	30-Oct-20	127	15
54	8496	Ponce Elderly II	29-Aug-07	80	80
55	14063	Portal de San German	9-Oct-14	56	24
56	717	Remanso de La Esperanza	22-Jun-07	26	26
57	10427	Remanso Elderly	15-Oct-14	51	31
58	16392	Revitalization of Coamo Town Center	31-Aug-16	8	6
59	9654	Rio Dorado Elderly	8-Jun-11	120	120
60	10567	Salinas Elderly	7-Jun-11	84	84
61	16474	San Cristóbal Apartments	20-Jul-18	50	20
62	6298	San Miguel Home for the Elderly	26-Sep-13	82	82
63	10419	Santa Rosa Elderly	18-Jan-13	33	33
64	14066	The Francis Elderly Apartments	4-Aug-14	75	37
65	16497	Valentina Rental Housing	19-May-17	98	25
66	17386	Valentina Rental Housing II	1-Oct-19	98	11
67	16393	Valle Dorado	21-Dec-16	32	4
68	10700	Valle Verde Housing	5-Oct-14	96	61
69	10787	Villa Centroamericana	14-Feb-13	386	96
70	714	Villas del Peregrino (Mun. Caguas)-1	27-Jun-14	54	39
71	17003	Vistas del Boulevard	18-Dec-19	115	41
72	14061	Vistas del Mar Elderly	14-Jan-14	88	35
73	721	Yauco Elderly Housing	24-Oct-05	136	136
				5,137	2,988

Annex B

Federal Funds Compliance Office Physical Inspections – PY 2023

	IDIS No.	Project Name	Inspection Date
1	15565	Aires del Manantial	19-Mar-24
2	13164	Albergue El Paraiso Corp.	26-Jun-24
3	468	Apartamentos Castro I	05-Dec-23
4	553	Apartamentos Castro II	05-Dec-23
5	677	Apartamentos Castro III	05-Dec-23
6	379	Apartamentos Primor	16-Oct-23
7	7487	Arecibo Senior Housing	28-Jun-24
8	14739	Balseiro Apartments	19-Mar-24
9	16047	Beatriz Village	24-Jun-24
10	9637	Brisas del Mar Elderly	02-Apr-24
11	8495	Cabo Rojo Elderly	27-Jun-24
12	6048	Colegio y Egida de Enfermeras Prácticas	05-Apr-24
13	14750	Egida del Policía-Maunabo	01-Apr-24
14	15559	Egida Hacienda El Jibarito	26-Jun-24
15	11902	El Camino Save Heaven	24-Jan-24
16	9072	El Remanso de Paz	08-Dec-23
17	16046	Galeria Urbana	17-Jun-24
18	14065	Golden Residence at Floral Park	03-Apr-24
19	14751	Gurabo Elderly	21-Mar-24
20	5497	Jardines de Carmeni	09-Feb-24
21	3743	Jardines de Loíza II	21-Feb-24
22	11250	Jardines de Santa Maria	25-Jun-24
23	8587	La Egida del Perpetuo Socorro	05-Dec-23
24	622	La Merced Elderly	05-Apr-24
25	9741	Laderas del Rio Elderly	01-May-24
26	10814	Las Piedras Elderly	02-Nov-23
27	14565	Liyaly Apartments	18-Oct-23
28	6296	Loiza Home for The Elderly (Fase II)	11-Apr-24
29	9736	Los Robles	25-Jan-24
30	10416	Monserate II	11-Jun-24
31	6996	Notre Dame Apartments	24-Jun-24
32	17278	Palacio Dorado	15-Jun-23
33	11958	Panorama Gold Apartment	08-Nov-23
34	17002	Plaza Águila	04-Dec-23
35	15568	Plaza Apartments	21-Mar-24
36	8496	Ponce Elderly II	17-May-24
37	14063	Portal de San German	19-Apr-24
38	717	Remanso de La Esperanza	05-Jun-24
39	10427	Remanso Elderly	08-May-24
40	9654	Rio Dorado Elderly	07-Nov-23

	IDIS No.	Project Name	Inspection Date
41	10567	Salinas Elderly	01-Nov-23
42	6298	San Miguel Home for The Elderly	28-Nov-23
43	10419	Santa Rosa Elderly	28-Jun-24
44	14066	The Francis Village Elderly	27-Mar-24
45	16497	Valentina Rental Housing	21-Nov-23
46	16497	Valentina Rental Housing II	21-Nov-23
47	16393	Valle Dorado	06-Dec-23
48	10700	Valle Verde Housing	25-Mar-24
49	10787	Villa Centroamericana	25-Jun-24
50	714	Villas del Peregrino II	21-Jun-24
51	17003	Vistas del Boulevard	29-Sep-23
52	14061	Vistas Del Mar Elderly	20-Feb-24
53	721	Yauco Elderly Housing	27-Mar-24

Annex C


Federal Funds Compliance Office Compliance Reviews – PY 2023

	IDIS	Project Name	Project Units	HOME units	Compliance Review Date
1	15565	Aires De Manantial	120	17	26-Jun-24
2	468	Apartamentos Castro-1	2	2	28-Jun-24
3	553	Apartamentos Castro-2	2	2	28-Jun-24
4	677	Apartamentos Castro-3	2	2	28-Jun-24
5	379	Apartamentos Primor	4	4	28-Jun-24
6	5740	Apartamentos Suarez Sandin	22	22	21-Jun-24
7	7487	Arecibo Senior Housing	120	120	6-Jun-24
8	8495	Cabo Rojo Elderly	88	88	3-May-24
9	9072	El Remanso de Paz	50	50	23-May-24
10	11960	Esperanza Village	9	9	28-Jun-24
11	16046	Galeria Urbana	107	22	12-Jun-24
12	14065	Golden Residences at Floral Park	160	92	10-May-24
13	11250	Jardin de Santa Maria	77	21	2-May-24
14	8587	La Egida del Perpetuo Socorro	66	66	20-Jun-24
15	622	La Merced Elderly	89	50	4-Jun-24
16	14565	Liyaly Apartments	4	4	28-Jun-24
17	17278	Palacio Dorado	103	6	5-Oct-23
18	17002	Plaza Aguila	15	15	2-May-24
19	6298	San Miguel Home for the Elderly	82	82	25-Jun-24
20	14066	The Francis Elderly Apartments	75	37	1-May-24
21	16497	Valentina Rental Housing	98	25	30-May-24
22	17386	Valentina Rental Housing II	98	11	21-Sep-23
23	16393	Valle Dorado	32	4	21-Jun-24
24	714	Villas del Peregrino (Mun. Caguas)-1	54	39	27-Jun-24
25	17003	Vistas del Boulevard	115	41	26-Oct-23

PR 23 CDBG SUMMARY OF ACCOMPLISHMENTS

[illegible]

PR 25 CDBG FINANCIAL SUMMARY REPORT

	Office of Community Planning and Development	DATE: 7 / 09 / 21
	U.S. Department of Housing and Urban Development	TIME: 2:52
	Integrated Datacenter and Information System	PAGE: 7 / 1
	PR25 - CDBG Financial Summary Report	

Program Year: **2023**
 Puerto Rico, PR

PART I: SUMMARY OF CDBG RESOURCES	
01. UNEXPENDED CDBG FUNDS AT END OF PREVIOUS PROGRAM YEAR	0.00
02. OUTSTANDING GRANT	22,385,556.00
03. SURPLUS URBAN RENEWAL	0.00
04. SECTION 106 GUARANTEED LOAN FUNDS	0.00
05. CURRENT YEAR PROGRAM INCOME	59,262.73
06. CURRENT YEAR SECTION 106 PROGRAM INCOME (FOR 51 TYPE)	0.00
06. FUNDS RETURNED TO THE LINE-OF-CREDIT	0.00
06A. FUNDS RETURNED TO THE LOCAL CDBG ACCOUNT	249,244.38
07. ADJUSTMENT TO COMPUTE TOTAL AVAILABLE	0.00
08. TOTAL AVAILABLE (SUM, LINES 02-07)	22,585,572.81
PART II: SUMMARY OF CDBG REIMBURSEMENTS	
09. OBLIGATIONS OTHER THAN SECTION 106 REIMBURSEMENTS AND PLANNING/ADMINISTRATION	20,545,273.77
10. ADJUSTMENT TO COMPUTE TOTAL AMOUNT SUBJECT TO LEVAMOD BENEFIT	0.00
11. AMOUNT SUBJECT TO LEVAMOD BENEFIT (LINE 09 + LINE 10)	20,545,273.77
12. OBLIGATED IN LIES FOR PLANNING/ADMINISTRATION	2,713,513.76
13. OBLIGATED IN LIES FOR SECTION 106 REIMBURSEMENTS	215,889.94
14. ADJUSTMENT TO COMPUTE TOTAL EXPENDITURES	0.00
15. TOTAL EXPENDITURES (SUM, LINES 12-14)	23,365,267.46
15. UNEXPENDED BALANCE (LINE 08 - LINE 15)	52,916.34
PART III: LEVAMOD BENEFIT THIS REPORTING PERIOD	
17. OBLIGATED FOR LEVAMOD REIMBURSEMENT BY SPECIAL ADJUDIC	0.00
18. EXPENDED FOR LEVAMOD MULTI-UNIT HOUSING	0.00
19. OBLIGATED FOR OTHER LEVAMOD ACTIVITIES	36,532,257.26
20. ADJUSTMENT TO COMPUTE TOTAL LEVAMOD CREDIT	0.00
21. TOTAL LEVAMOD CREDIT (SUM, LINES 17-20)	36,532,257.26
22. PERCENT LEVAMOD CREDIT (LINE 21/LINE 15)	65.33%
LEVAMOD BENEFIT FOR MULTI-YEAR CERTIFICATIONS	
23. PROGRAM (HARSHIP) COVERED IN CERTIFICATION	PR: 0 PR: 0 PR: 3
24. CUMULATIVE NET EXPENDITURES SUBJECT TO LEVAMOD BENEFIT CALCULATION	0.00
25. CUMULATIVE EXPENDITURES EXEMPTING LEVAMOD PERSONS	0.00
26. PERCENT BENEFIT TO LEVAMOD PERSONS (LINE 25/LINE 24)	0.00%
PART IV: PUBLIC SERVICE (PS) CAPITAL OBLIGATIONS	
27. OBLIGATED IN LIES FOR PUBLIC SERVICES	1,775,337.37
28. PS UNLIQUIDATED OBLIGATIONS AT END OF CURRENT PROGRAM YEAR	0.00
29. PS UNLIQUIDATED OBLIGATIONS AT END OF PREVIOUS PROGRAM YEAR	0.00
30. ADJUSTMENT TO COMPUTE TOTAL PS OBLIGATIONS	0.00
31. TOTAL PS OBLIGATIONS (LINE 27 + LINE 28 - LINE 29 + LINE 30)	1,775,337.37
32. OUTSTANDING GRANT	22,385,556.00
33. PRIOR YEAR PROGRAM INCOME	70,761.82
34. ADJUSTMENT TO COMPUTE TOTAL SUBJECT TO PS CAP	0.00
35. TOTAL SUBJECT TO PS CAP (SUM, LINES 32-34)	22,456,287.82
36. PERCENT FUNDS OBLIGATED FOR PS ACTIVITIES (LINE 35/LINE 08)	7.28%
PART V: PLANNING AND ADMINISTRATION (PA) CAP	
37. OBLIGATED IN LIES FOR PLANNING/ADMINISTRATION	2,713,513.76
38. PA UNLIQUIDATED OBLIGATIONS AT END OF CURRENT PROGRAM YEAR	0.00
39. PA UNLIQUIDATED OBLIGATIONS AT END OF PREVIOUS PROGRAM YEAR	0.00
40. ADJUSTMENT TO COMPUTE TOTAL PA OBLIGATIONS	0.00
41. TOTAL PA OBLIGATIONS (LINE 37 + LINE 38 - LINE 39 + LINE 40)	2,713,513.76
42. OUTSTANDING GRANT	22,385,556.00
43. CURRENT YEAR PROGRAM INCOME	59,262.73
44. ADJUSTMENT TO COMPUTE TOTAL SUBJECT TO PA CAP	0.00
45. TOTAL SUBJECT TO PA CAP (SUM, LINES 41-44)	23,444,786.73
46. PERCENT FUNDS OBLIGATED FOR PA ACTIVITIES (LINE 45/LINE 08)	12.38%

LINE 17 DETAIL: ACTIVITIES TO CONSIDER IN DETERMINING THE AMOUNT TO ENTER ON LINE 17

No data returned for this view. This might be because the applied filter excludes all data.

PR 26 CDBG-CV FINANCIAL SUMMARY REPORT



Office of Community Planning and Development
U.S. Department of Housing and Urban Development
Integrated Disbursement and Information System
PR26 - CDBG-CV Financial Summary Report
PUERTO RICO , PR

DATE: 09-04-24
TIME: 8:54
PAGE: 1

PART I: SUMMARY OF CDBG-CV RESOURCES

01 CDBG-CV GRANT	33,178,921.00
02 FUNDS RETURNED TO THE LINE-OF-CREDIT	0.00
03 FUNDS RETURNED TO THE LOCAL CDBG ACCOUNT	0.00
04 TOTAL CDBG-CV FUNDS AWARDED	33,178,921.00

PART II: SUMMARY OF CDBG-CV EXPENDITURES

05 DISBURSEMENTS OTHER THAN SECTION 108 REPAYMENTS AND PLANNING/ADMINISTRATION	22,135,168.10
06 DISBURSED IN IDIS FOR PLANNING/ADMINISTRATION	1,411,517.33
07 DISBURSED IN IDIS FOR SECTION 108 REPAYMENTS	0.00
08 TOTAL EXPENDITURES (SUM, LINES 05 - 07)	23,546,685.43
09 UNEXPENDED BALANCE (LINE 04 - LINE8)	9,632,235.57

PART III: LOW/MOD BENEFIT FOR THE CDBG-CV GRANT

10 EXPENDED FOR LOW/MOD HOUSING IN SPECIAL AREAS	0.00
11 EXPENDED FOR LOW/MOD MULTI-UNIT HOUSING	0.00
12 DISBURSED FOR OTHER LOW/MOD ACTIVITIES	22,135,168.10
13 TOTAL LOW/MOD CREDIT (SUM, LINES 10 - 12)	22,135,168.10
14 AMOUNT SUBJECT TO LOW/MOD BENEFIT (LINE 05)	22,135,168.10
15 PERCENT LOW/MOD CREDIT (LINE 13/LINE 14)	100.00%

PART IV: PUBLIC SERVICE (PS) CALCULATIONS

16 DISBURSED IN IDIS FOR PUBLIC SERVICES	21,011,419.73
17 CDBG-CV GRANT	33,178,921.00
18 PERCENT OF FUNDS DISBURSED FOR PS ACTIVITIES (LINE 16/LINE 17)	63.33%

PART V: PLANNING AND ADMINISTRATION (PA) CAP

19 DISBURSED IN IDIS FOR PLANNING/ADMINISTRATION	1,420,157.60
20 CDBG-CV GRANT	33,178,921.00
21 PERCENT OF FUNDS DISBURSED FOR PA ACTIVITIES (LINE 19/LINE 20)	4.28%

LINE 10 DETAIL: ACTIVITIES TO CONSIDER IN DETERMINING THE AMOUNT TO ENTER ON LINE 10

[illegible]

ESG-CV 2023 Expenditures

2023	
07-01-23/6-30-24	
	TOTAL
HP - Rental Housing	38,000.00 \$
HP - Relocation and Stabilization Services - Financial Assistance	0.00 \$
HP - Relocation and Stabilization Services - Services	0.00 \$
HP - Hazard Pay	0.00 \$
HP - Landlord Incentives	0.00 \$
HP - Volunteer Incentives	0.00 \$
HP - Training	0.00 \$
HP - Subtotal	38,000.00 \$
HP - IDIS DRAWN	41,702.03 \$
RRH - Rental Housing	0.00 \$
RRH - Relocation and Stabilization Services - Financial Assistance	0.00 \$
RRH - Relocation and Stabilization Services - Services	0.00 \$
RRH - Hazard Pay	0.00 \$
RRH - Landlord Incentives	0.00 \$
RRH - Volunteer Incentives	0.00 \$
RRH - Training	0.00 \$
RRH - Subtotal	0.00 \$
RRH - IDIS DRAWN	0.00 \$
ES - Essential Services	1,045,970.29 \$
ES - Operations	452,243.43 \$
ES - Renovation	0.00 \$
ES - Major Rehab	0.00 \$
ES - Conversion	0.00 \$
ES - Hazard Pay	0.00 \$
ES - Volunteer Incentives	0.00 \$
ES - Training	0.00 \$
ES - Subtotal	1,498,213.72 \$
TES - Essential Services	0.00 \$
TES - Operations	0.00 \$
TES - Leasing existing real property or temporary structures	0.00 \$
TES - Acquisition	0.00 \$
TES - Renovation	0.00 \$
TES - Hazard Pay	0.00 \$
TES - Volunteer Incentives	0.00 \$
TES - Training	0.00 \$

2023	
TES - Other Shelter Costs	0.00 \$
TES - Subtotal	0.00 \$
TES and ES - Subtotal	1,498,213.72 \$
TES and ES - IDIS DRAWN	1,695,267.90 \$
SO - Essential Services	32,011.29 \$
SO - Hazard Pay	0.00 \$
SO - Handwashing Stations & Portable Bathrooms	0.00 \$
SO - Volunteer Incentives	0.00 \$
SO - Training	0.00 \$
SO - Subtotal	32,011.29 \$
SO - IDIS DRAWN	91,961.29 \$
Cell Phones for people	0.00 \$
CE COVID Enhancements	0.00 \$
Other - Training	0.00 \$
Vaccine Incentives	0.00 \$
Other - HMIS	0.00 \$
Other - Administration	597,650.43 \$
Other - Subtotal	564,058.49 \$
Other - IDIS DRAWN (Admin and HMIS)	743,390.52 \$
Total ESG-CV Expenditures	1,676,712.66 \$
Total - IDIS DRAWN	2,208,470.08 \$
Total - IDIS NET DRAWN	0.00 \$

AVISO PÚBLICO

BORRADOR INFORME ANUAL CONSOLIDADO DE EJECUCIÓN DEL ESTADO 2023

El Departamento de la Vivienda de Puerto Rico informa al público en general, acorde al 24 CFR, Parte 91.520, que el Informe Anual Consolidado de Ejecución del Estado, para el año programa 2023, según requiere el Departamento Federal de Vivienda y Desarrollo Urbano (HUD, por sus siglas en inglés), está disponible para revisión.

Dicho documento resume el progreso de las actividades de vivienda y desarrollo comunitario llevadas a cabo durante el Año Programa 2023, contempladas en el Plan Consolidado de Puerto Rico que incluye los siguientes programas:

- Community Development Block Grant (State CDBG)
- Community Development Block Grant-CV (State CDBG-CV)
- Community Development Block Grant-DR 2008 (State CDBG-DR)
- Housing Opportunities for Persons with AIDS (HOPWA)
- Emergency Solutions Grant (ESG)
- Home Investment Partnership Program (HOME)
- Housing Trust Fund (HTF)

El documento se radicará a HUD el 27 de septiembre de 2024. Los ciudadanos o entidades interesadas en examinar y comentar pueden acceder al documento en: Departamento de la Vivienda, Programa CDBG: Sitio de la página Web <https://www.vivienda.pr.gov/cdbg-estado/>.

Se aceptarán comentarios por escrito, vía correo electrónico a programacdbg@vivienda.pr.gov durante los próximos 15 días, a partir de la fecha de esta publicación hasta el 24 de septiembre de 2024. No se considerarán los comentarios recibidos luego del período designado en este aviso.

Este aviso se publica conforme al 24 CFR Parte 91.115 (d)(1).

Publicado hoy lunes, 9 de septiembre de 2024.


Lodo, William O. Rodríguez Rodríguez
Secretario
Departamento de la Vivienda
Gobierno de Puerto Rico

OCE-SA-2023-00076

PUBLIC NOTICE

CONSOLIDATED ANNUAL PERFORMANCE REPORT DRAFT FOR THE PROGRAM YEAR 2023

In accordance with 24 CFR, Part 91.520, the Puerto Rico Department of Housing (PRDOH), informs the general public, that the State Consolidated Annual Performance Report, for the program year 2023, is available for review, as required by the U.S. Department of Housing and Urban Development (HUD).

This document summarizes the progress of housing and community development activities carried out during Program Year 2023, as outlined in the Puerto Rico Consolidated Plan, which includes the following programs:

- Community Development Block Grant (State CDBG)
- Community Development Block Grant-CV (State CDBG-CV)
- Community Development Block Grant-DR 2008 (State CDBG-DR)
- Housing Opportunities for Persons with AIDS (HOPWA)
- Emergency Solutions Grant (ESG)
- Home Investment Partnership Program (HOME)
- Housing Trust Fund (HTF)

The document will be submitted to HUD on September 27, 2024. Citizens or interested entities wishing to examine and provide comments can access the document at the Department of Housing, CDBG Program website: <https://www.vivienda.pr.gov/cdbg-estado/>.

Written comments will be accepted via email at programacdbg@vivienda.pr.gov for the next 15 days, starting from the date of this publication until September 24, 2024. Comments received after the designated period in this notice will not be considered.

This notice is published in accordance with 24 CFR Part 91.115 (d)(1).

Published today, Monday, September 9, 2024.


William O. Rodríguez Rodríguez, Esq.
Secretary
Department of Housing
Government of Puerto Rico

OCE-SA-2023-00076

TUMUNDO

WALZ DESTACA EL HISTORIAL DEMÓCRATA EN DEFENSA DE CIUDADANOS LGBTQ+

Promete que Kamala Harris promoverá una justicia igualitaria para todos

De Associated Press
El gobernador de Minnesota, Tim Walz, clogó la trayectoria de la vicepresidenta Kamala Harris en la defensa de los derechos de las personas LGBTQ+ el sábado por la noche, y prometió a una multitud de simpatizantes que promoverá su causa si es elegida presidenta.

la vicepresidencia, encabezó la cena nacional de la Campaña de Derechos Humanos (HRC) por una vigilia en la que se eligió como "la mejor final del año". Entre en el momento de la noche, con 3,200 asistentes, alabó a "Small Town", de Jada Miller, y recibió una bandera marchando los integrantes de la mayor organización LGBTQ+ del país.

junto al presidente Joe Biden para promulgar decretos que protegen los derechos de las personas LGBTQ+ en la salud, el empleo y la educación. "Y lo más por lo que lo hizo fue bastante simple. Kamala Harris cree en la justicia igualitaria ante la ley, y eso significa una justicia elevada, completa e igualitaria ante la ley. No se puede debatir", afirmó Walz. "No es tan difícil".

Los jóvenes y adultos transgénero se enfrentan a crecientes restricciones en los estados republicanos. El año pasado, la HRC declaró una emergencia para las personas LGBTQ+ en Estados Unidos debido a la proliferación de leyes estatales que restringen sus derechos. Si es elegido, el republicano Donald Trump ha dicho que reevaluará algunas de esas restricciones a nivel federal.



Trump enjuiciará a actores de fraude electoral

A pocos días de su primer —y probablemente único— debate frente a la vicepresidenta Kamala Harris, el exgobernador Donald Trump anunció en su red social con más de 10 millones de seguidores que enjuiciará a los "actores de fraude electoral" en las elecciones de Estados Unidos.

"Cuando pare, esas personas que hacen un fraude serán procesadas en todo el país de la ley, lo que implicará largas sentencias de cárcel para que toda generación de la ley se vuelva a cumplir", escribió Trump, señalando en su mensaje la integridad de las elecciones, a pesar de que los casos de fraude electoral son muy raros. "The fact, when in court", agregó como declaración.

FEDERAL NOTICE
CONSOLIDATED ANNUAL PERFORMANCE REPORT DRAFT FOR THE PROGRAM YEAR 2023

In accordance with 24 CFR Part 91.520, the Puerto Rico Department of Housing (PRDOH), informs the general public that the State Consolidated Annual Performance Report, for the program year 2023, is available for review, as required by the U.S. Department of Housing and Urban Development (HUD).

This document summarizes the progress of housing and community development activities carried out during Program Year 2023, as outlined in the Puerto Rico Consolidated Plan, which includes the following programs:

- Community Development Block Grant (State CDBG)
- Community Development Block Grant-CV (State CDBG-CV)
- Community Development Block Grant-DR 2008 (State CDBG-DR)
- Housing Opportunities for Persons with AIDS (NCPWA)
- Emergency Solutions Grant (ESG)
- Home Investment Partnership Program (HOME)
- Housing Trust Fund (HTF)

The document will be submitted to HUD on September 27, 2024. Citizens or interested entities wishing to examine and provide comments can access the document at the Department of Housing, CDBG Program website: <https://www.vivienda.pr.gov/programas-cdbg/>.

Written comments will be accepted via email at programas-cdbg@vivienda.pr.gov, for the next 15 days, starting from the date of its publication until September 24, 2024. Comments received after the designated period in this notice will not be considered.

This notice is published in accordance with 24 CFR Part 91.115 (d)(1).

Published today, Monday, September 9, 2024.

Loida O. Rodríguez Rodríguez, Esq.
Secretary
Department of Housing
Government of Puerto Rico

OCE-SA-2023-00676

AVISO PÚBLICO
BORRADOR INFORME ANUAL CONSOLIDADO DE EJECUCIÓN DEL ESTADO 2023

El Departamento de la Vivienda de Puerto Rico informa al público en general, acorde al 24 CFR, Parte 91.520, que el Informe Anual Consolidado de Ejecución del Estado, para el año programa 2023, según requiere el Departamento Federal de Vivienda y Desarrollo Urbano (HUD), por sus siglas en inglés), está disponible para revisión.

Dicho documento resume el progreso de las actividades de vivienda y desarrollo comunitario llevadas a cabo durante el Año Programa 2023, contemplados en el Plan Consolidado de Puerto Rico que incluye los siguientes programas:

- Community Development Block Grant (State CDBG)
- Community Development Block Grant-CV (State CDBG-CV)
- Community Development Block Grant-DR 2008 (State CDBG-DR)
- Housing Opportunities for Persons with AIDS (NCPWA)
- Emergency Solutions Grant (ESG)
- Home Investment Partnership Program (HOME)
- Housing Trust Fund (HTF)

El documento se entregará a HUD el 27 de septiembre de 2024. Los ciudadanos o entidades interesadas en examinar y comentar pueden acceder al documento en: Departamento de la Vivienda, Programa CDBG. Sitio de la página Web <https://www.vivienda.pr.gov/programas-cdbg/>.

Se aceptarán comentarios por escrito, vía correo electrónico o programas-cdbg@vivienda.pr.gov durante los próximos 15 días, a partir de la fecha de esta publicación hasta el 24 de septiembre de 2024. No se considerarán los comentarios recibidos luego del período designado en este aviso.

Este aviso se publica conforme al 24 CFR Parte 91.115 (d)(1).

Publicado hoy lunes, 9 de septiembre de 2024.

Loida O. Rodríguez Rodríguez
Secretaria
Departamento de la Vivienda
Gobierno de Puerto Rico

OCE-SA-2023-00676

General and information about demographics only

Q04a: Project Identifiers in HMIS

Organization Name	Organization ID	Project Name	Project ID	HMIS Project Type	Method for Tracking IS	Affiliated with a residential project	Project ID(s) of Affiliations	CoC Number	Geocode	Victim Service Provider	HMIS Software Name	Report Start Date	Report End Date	Total Active Clients	Total Active Households	CSV Receipts?	Upload details emailed hyperlink?
Hogar One Inc.	191C420C7A0 812558887A C3F837933	Abogues de Emergencia para Mujeres de Hogar	174eb3535a 0a31055a46 6a5102c3b4	1	0			PH-603	729133	0	AMHARCS	2020-01-01	2022-08-31	32	28	No	Yes
Hogar Fortaleza del Caido Inc.	1A1A9F9F592 1679211A74D D0D72D0A51	Fortaleza del Caido CSO CV2	7d2f9c0b718 0a310778899 2945a5b	1	0			PH-603	729013	0	AMHARCS	2020-01-01	2022-08-31	0	0	No	Yes
Hogar Fortaleza del Caido Inc.	1A1A9F9F592 1679211A74D D0D72D0A51	Costa Edo- PHC	0a319f7c687 2a744bdc6c5 4237c6acac	1	0			PH-603	729054	0	AMHARCS	2020-01-01	2022-08-31	24	21	No	Yes

Q05a: Report Validations Table

Category	Count of Clients for DQ	Count of Clients
Total Number of Persons Served	53	53
Number of Adults (Age 18 or Over)	49	49
Number of Children (Under Age 18)	4	4
Number of Persons with Unknown Age	0	0
Number of Leavers	49	49
Number of Adult Leavers	45	45
Number of Adult and Head of Household Leavers	45	45
Number of Stayers	4	4
Number of Adult Stayers	4	4
Number of Veterans	0	0
Number of Chronically Homeless Persons	24	24
Number of Youth Under Age 25	6	6
Number of Parenting Youth Under Age 25 with Children	1	1
Number of Adult Heads of Household	49	49
Number of Child and Unknown-Age Heads of Household	0	0
Heads of Households and Adult Stayers in the Project 365 Days or More	0	0

Q06d: Data Quality: Chronic Homelessness

Entering into project type	Count of Total Records	Missing Time in Institution	Missing Time in Housing	Approximate Date Started DK/R/missing	Number of Times DK/R/missing	Number of Months DK/R/missing	% of Records Unable to Calculate
ES-EE, ES-NbN, SH, Street Outreach	49	0	0	0	1	1	2.04%
TH	0	0	0	0	0	0	0
PH (All)	0	0	0	0	0	0	0
CE	0	0	0	0	0	0	
SSO, Day Shelter, HP	0	0	0	0	0	0	
Total	49	0	0	0	0	0	2.04%

Q07a: Number of Persons Served

	Total	Without Children	With Children and Adults	With Only Children	Unknown Household Type
Adults	49	47	2	0	0
Children	4	0	4	0	0
Client Doesn't Know/Prefers Not to Answer	0	0	0	0	0
Data Not Collected	0	0	0	0	0
Total	53	47	6	0	0
For PSH & RRH – the total persons served who moved into housing	53	47	6	0	0

Q08a: Households Served

	Total	Without Children	With Children and Adults	With Only Children	Unknown Household Type
Total Households	49	47	2	0	0
For PSH & RRH – the total households served who moved into housing	0	0	0	0	0

Q10a: Gender of Adults

	Total	Without Children	With Children and Adults	Unknown Household Type
Male	0	0	0	0
Female	49	47	2	0
No Single Gender	0	0	0	0
Questioning	0	0	0	0

	Total	Without Children	With Children and Adults	Unknown Household Type
Transgender	0	0	0	0
Client Doesn't Know/Prefers Not to Answer	0	0	0	0
Data Not Collected	0	0	0	0
Total	49	47	2	0
Trans Female (MTF or Male to Female)	0	0	0	0
Trans Male (FTM or Female to Male)	0	0	0	0

Q10b: Gender of Children

	Total	With Children and Adults	With Only Children	Unknown Household Type
Male	2	2	0	0
Female	2	2	0	0
No Single Gender	0	0	0	0
Questioning	0	0	0	0
Transgender	0	0	0	0
Client Doesn't Know/Prefers Not to Answer	0	0	0	0
Data Not Collected	0	0	0	0
Total	4	4	0	0
Trans Female (MTF or Male to Female)	0	0	0	0
Trans Male (FTM or Female to Male)	0	0	0	0

Q10d: Gender by Age Ranges

	Total	Under Age 18	Age 18-24	Age 25-61	Age 62 and over	Client Doesn't Know/ Prefers Not to Answer	Data Not Collected
Male	2	2	0	0	0	0	0
Female	51	2	6	42	1	0	0
No Single Gender	0	0	0	0	0	0	0
Questioning	0	0	0	0	0	0	0
Transgender	0	0	0	0	0	0	0
Client Doesn't Know/Prefers Not to Answer	0	0	0	0	0	0	0
Data Not Collected	0	0	0	0	0	0	0

	Total	Under Age 18	Age 18-24	Age 25-61	Age 62 and over	Client Doesn't Know/ Prefers Not to Answer	Data Not Collected
Total	53	4	6	42	1	0	0
Trans Female (MTF or Male to Female)	0	0	0	0	0	0	0
Trans Male (FTM or Female to Male)	0	0	0	0	0	0	0

Q11: Age

	Total	Without Children	With Children and Adults	With Only Children	Unknown Household Type
Under 5	4	0	4	0	0
5 - 12	0	0	0	0	0
13 - 17	0	0	0	0	0
18 - 24	6	5	1	0	0
25 - 34	14	13	1	0	0
35 - 44	13	13	0	0	0
45 - 54	9	9	0	0	0
55 - 61	6	6	0	0	0
62+	1	1	0	0	0
Client Doesn't Know/Prefers Not to Answer	0	0	0	0	0
Data Not Collected	0	0	0	0	0
Total	53	47	6	0	0

Q12a: Race

ESG-CV 2023	Total	Without Children	With Children and Adults	With Only Children	Unknown Household Type
White	26	22	4	0	0
Black, African American, or African	5	5	0	0	0
Asian or Asian American	0	0	0	0	0
American Indian, Alaska Native, or Indigenous	1	1	0	0	0
Native Hawaiian or Pacific Islander	0	0	0	0	0
Multiple Races	21	19	2	0	0
Client Doesn't Know/Prefers Not to Answer	0	0	0	0	0
Data Not Collected	0	0	0	0	0

ESG-CV 2023	Total	Without Children	With Children and Adults	With Only Children	Unknown Household Type
Total	53	47	6	0	0

Q12b: Ethnicity

ESG-CV 2023	Total	Without Children	With Children and Adults	With Only Children	Unknown Household Type
Non-Hispanic/Non-Latin(a)(o)(x)	0	0	0	0	0
Hispanic/Latin(a)(o)(x)	53	47	6	0	0
Client Doesn't Know/Prefers Not to Answer	0	0	0	0	0
Data Not Collected	0	0	0	0	0
Total	53	47	6	0	0

Q14a: Domestic Violence History

	Total	Without Children	With Children and Adults	With Only Children	Unknown Household Type
Yes	16	14	2	0	0
No	33	33	0	0	0
Client Doesn't Know/Prefers Not to Answer	0	0	0	0	0
Data Not Collected	0	0	0	0	0
Total	49	47	2	0	0

Q14b: Persons Fleeing Domestic Violence

	Total	Without Children	With Children and Adults	With Only Children	Unknown Household Type
Yes	3	3	0	0	0
No	13	11	2	0	0
Client Doesn't Know/Prefers Not to Answer	0	0	0	0	0
Data Not Collected	0	0	0	0	0
Total	16	14	2	0	0

Q16: Cash Income – Ranges

	Income at Start	Income at Latest Annual Assessment for Stayers	Income at Exit for Leavers
No income	45	0	42

	Income at Start	Income at Latest Annual Assessment for Stayers	Income at Exit for Leavers
\$1 - \$150	1	0	1
\$151 - \$250	2	0	2
\$251 - \$500	1	0	0
\$501 - \$1000	0	0	0
\$1,001 - \$1,500	0	0	0
\$1,501 - \$2,000	0	0	0
\$2,001+	0	0	0
Client Doesn't Know/Prefers Not to Answer	0	0	0
Data Not Collected	0	0	0
Number of Adult Stayers Not Yet Required to Have an Annual Assessment	0	4	0
Number of Adult Stayers Without Required Annual Assessment	0	0	0
Total Adults	49	4	45

Q22a2: Length of Participation – ESG Projects

	Total	Leavers	Stayers
0 to 7 days	7	7	0
8 to 14 days	3	3	0
15 to 21 days	1	1	0
22 to 30 days	4	4	0
31 to 60 days	11	10	1
61 to 90 days	9	7	2
91 to 180 days	7	6	1
181 to 365 days	11	11	0
366 to 730 days (1-2 Yrs)	0	0	0
731 to 1,095 days (2-3 Yrs)	0	0	0
1,096 to 1,460 days (3-4 Yrs)	0	0	0
1,461 to 1,825 days (4-5 Yrs)	0	0	0
More than 1,825 days (> 5 Yrs)	0	0	0
Total	53	49	4

Q24: Homelessness Prevention Housing Assessment at Exit

	Total	Without Children	With Children and Adults	With Only Children	Unknown Household Type
Able to maintain the housing they had at project start--Without a subsidy	0	0	0	0	0
Able to maintain the housing they had at project start--With the subsidy they had at project start	0	0	0	0	0
Able to maintain the housing they had at project start--With an on-going subsidy acquired since project start	0	0	0	0	0
Able to maintain the housing they had at project start--Only with financial assistance other than a subsidy	0	0	0	0	0
Moved to new housing unit--With on-going subsidy	0	0	0	0	0
Moved to new housing unit--Without an on-going subsidy	0	0	0	0	0
Moved in with family/friends on a temporary basis	0	0	0	0	0
Moved in with family/friends on a permanent basis	0	0	0	0	0
Moved to a transitional or temporary housing facility or program	0	0	0	0	0
Client became homeless -- moving to a shelter or other place unfit for human habitation	0	0	0	0	0
Jail/prison	0	0	0	0	0
Deceased	0	0	0	0	0
Client Doesn't Know/Prefers Not to Answer	0	0	0	0	0
Data not collected (no exit interview completed)	0	0	0	0	0
Total	0	0	0	0	0

Q25a: Number of Veterans

	Total	Without Children	With Children and Adults	Unknown Household Type
Chronically Homeless Veteran	0	0	0	0
Non-Chronically Homeless Veteran	0	0	0	0
Not a Veteran	49	47	2	0
Client Doesn't Know/Prefers Not to Answer	0	0	0	0

	Total	Without Children	With Children and Adults	Unknown Household Type
Data Not Collected	0	0	0	0
Total	49	47	2	0

Q26b: Number of Chronically Homeless Persons by Household

	Total	Without Children	With Children and Adults	With Only Children	Unknown Household Type
Chronically Homeless	24	24	0	0	0
Not Chronically Homeless	29	23	6	0	0
Client Doesn't Know/Prefers Not to Answer	0	0	0	0	0
Data Not Collected	0	0	0	0	0
Total	53	47	6	0	0

SAGE 2023

CAPER Aggregator 2.0

Aggregates data from CAPERs submitted to HUD by selected criteria (project type and/or specific question)

Instructions: Select an option for each filter. Aggregate mode sums data together from separate CAPERs and presents the output as the regular CAPER table view. Details mode outputs one row for each included CAPER, with a column for each row of data. Data in Q4 can't be summed, and only outputs in details mode.

In aggregate mode, numbers in green italics have been recalculated or weighted based on available totals.

If you attempt to pull an entire CAPER, especially aggregating over many recipients, you may have to wait several minutes for the result. Use the "Email me" button to run the report and email you the results when it's complete. You can navigate to other pages in Sage while that's running.

"Year" means the year of the start date for the submission.

This Aggregator uses data from reports with a status of Review in Progress, Reviewed, or Submitted.

Report criteria

Year

2023 ▼

Recipient - ESG Grant
(1 selected)

ESG: Puerto Rico Nonentitlement - PR

Selected: ESG: Puerto Rico Nonentitlement - PR

TIP: Hold down the CTRL key on the keyboard and click with the mouse in order to select more than one Recipient - ESG Grant.

CAPER Project Type
Tip: Hold down the CTRL key on the keyboard and click with the mouse in order to select more than one choice.

- (all)
Day Shelter
Emergency Shelter - Night-by-Night
Emergency Shelter - Entry Exit
Homelessness Prevention
PH - Rapid Re-Housing
Street Outreach
Transitional Housing
- archived -
Coordinated Assessment
Services Only

View report as Aggregate / summary Details / data Both aggregate and details

Grant List

Showing 1 to 1 of 1 entries Show 50 ▼ entries

Download as Excel

Copy to clipboard

Activate filtering

Filter:

Jurisdiction	Type	Start Date	End Date	Current Status
CAPER		7/1/2023	6/30/2024	Submitted

Showing 1 to 1 of 1 entries Show 50 ▼ entries

Previous 1 Next

Q04a: Project Identifiers in HMIS

Please select details mode in the filters above to see Q4 information.

CSV uploads containing multiple project rows in Q4 will display as separate rows here using the same value in Project Info Row ID.

Q05a: Report Validations Table

Category	Count of Clients for DQ	Count of Clients
Total Number of Persons Served	2,450	3,314
Number of Adults (Age 18 or Over)	1,960	2,727
Number of Children (Under Age 18)	476	496
Number of Persons with Unknown Age	14	91
Number of Leavers	1,887	2,468
Number of Adult Leavers	1,501	2,009
Number of Adult and Head of Household Leavers	1,514	2,079
Number of Stayers	563	846
Number of Adult Stayers	459	718
Number of Veterans	30	45
Number of Chronically Homeless Persons	198	318
Number of Youth Under Age 25	196	204
Number of Parenting Youth Under Age 25 with Children	40	41
Number of Adult Heads of Household	1,829	2,585
Number of Child and Unknown-Age Heads of Household	20	97
Heads of Households and Adult Stayers in the Project 365 Days or More	67	122

Effective 1/1/2023, this question includes separate columns for totals relevant to the DQ questions and totals relevant to the online APR. Data uploaded prior to 1/1/2023 has been bulk updated to use the same totals for both columns in order to support calculations in the Aggregator.

Q06a: Data Quality: Personally Identifying Information

	Client Doesn't Know/Prefers Not to Answer	Information Missing	Data Issues	Total	% of Issue Rate
Name	0	1	1	2	0.08%
Social Security Number	63	14	9	86	3.57%
Date of Birth	8	6	2	16	0.65%
Race/Ethnicity	1	1	0	2	0.08%
Gender	0	3	0	3	0.12%
Overall Score	0	0	0	97	3.96%

New as of 10/1/2023.
Numbers in green *Italics* have been recalculated or weighted based on available totals.

Q06b: Data Quality: Universal Data Elements

Data Element	Client Doesn't Know/Prefers Not to Answer	Information Missing	Data Issues	Total	% of Issue Rate
Veteran Status	0	0	0	0	0%
Project Start Date	0	0	3	3	0.12%
Relationship to Head of Household	0	0	2	2	0.08%
Enrollment CoC	0	5	0	5	0.27%
Disabling Condition	5	5	1	11	0.45%

Numbers in green *Italics* have been recalculated or weighted based on available totals.

Q06c: Data Quality: Income and Housing Data Quality

Data Element	Client Doesn't Know/Prefers Not to Answer	Information Missing	Data Issues	Total	% of Error Rate
Destination	4	23	0	27	1.43%
Income and Sources at Start	3	40	2	45	2.27%
Income and Sources at Annual Assessment	0	36	0	36	53.73%
Income and Sources at Exit	3	39	0	42	2.77%

Numbers in green *italics* have been recalculated or weighted based on available totals.

Q06d: Data Quality: Chronic Homelessness

Entering into project type	Count of Total Records	Missing Time in Institution	Missing Time in Housing	Approximate Date Started DK/R/missing	Number of Times DK/R/missing	Number of Months DK/R/missing	% of Records Unable to Calculate
ES, EE, ES-NbN, SH, Street Outreach	736	0	0	1	6	15	2.17%
TH	0	0	0	0	0	0	0
PH (All)	372	0	3	0	3	2	1.61%
CE	0	0	0	0	0	0	0
SSO, Day Shelter, HP	402	0	7	0	0	0	.02
Total	1,273	0	0	0	0	0	1.57%

Numbers in green *italics* have been recalculated or weighted based on available totals.

Q06: Data Quality: Timeliness

Time for Record Entry	Number of Project Start Records	Number of Project Exit Records
< 0 days	10	12
0 days	908	800
1-3 Days	417	372
4-6 Days	171	95
7-10 Days	98	77
11+ Days	521	529

Q06f: Data Quality: Inactive Records: Street Outreach & Emergency Shelter

Data Element	# of Records	# of Inactive Records	% of Inactive Records
Contact (Adults and Heads of Household in Street Outreach or ES - Nbn)	119	91	76.47%
Bed Night (All Clients in ES - Nbn)	4	0	0%

Numbers in green *Italics* have been recalculated or weighted based on available totals.

Q07a: Number of Persons Served

	Total	Without Children	With Children and Adults	With Only Children	Unknown Household Type
Adults	2,727	2,395	331	0	1
Children	496	0	483	13	0
Client Doesn't Know/Prefer's Not to Answer	19	0	0	0	19
Data Not Collected	72	0	0	0	72
Total	3,314	2,395	814	13	92
For PSH & RRH – the total persons served who moved into housing	900	640	247	4	9

Q07b: Point-In-Time Count of Persons on the Last Wednesday

	Total	Without Children	With Children and Adults	With Only Children	Unknown Household Type
January	648	488	139	0	21
April	739	589	127	2	21
July	693	544	147	0	2
October	703	520	160	1	22

Q08a: Households Served

	Total	Without Children	With Children and Adults	With Only Children	Unknown Household Type
Total Households					
For PSII & RRII – the total households served who moved into housing	2,882	2,318	266	10	88
	253	195	56	0	2

Q08b: Point-In-Time Count of Households on the Last Wednesday

	Total	Without Children	With Children and Adults	With Only Children	Unknown Household Type
January	546	481	44	0	21
April	639	576	40	2	21
July	579	530	47	0	2
October	572	501	48	1	22

Q09a: Number of Persons Contacted

Number of Persons Contacted	All Persons Contacted	First contact – NOT staying on the Streets, ES-EE, ES-NbN, or SH	First contact – WAS staying on Streets, ES-EE, ES-NbN, or SH	First contact – Worker unable to determine
Once	691	214	470	7
2-5 Times	366	56	310	0
6-9 Times	8	8	0	0
10+ Times	13	13	0	0
Total Persons Contacted	1,078	291	780	7

Q09b: Number of Persons Newly Engaged

Number of Persons Engaged	All Persons Contacted	First contact – NOT staying on the Streets, ES-EE, ES-NbN, or SH	First contact – WAS staying on Streets, ES-EE, ES-NbN, or SH	First contact – Worker unable to determine
Once	295	84	204	7
2-5 Contacts	52	11	41	0
6-9 Contacts	0	0	0	0
10+ Contacts	0	0	0	0
Total Persons Engaged	347	95	245	7
Rate of Engagement	32.19%	32.65%	31.41%	100.00%

Numbers in green italics have been recalculated or weighted based on available totals.

Q10a: Gender

	Total	Without Children	With Children and Adults	With Only Children	Unknown Household Type
Woman	1,296	760	507	9	20
Man	1,937	1,604	306	3	24
Culturally Specific Identity	0	0	0	0	0
Transgender	6	6	0	0	0
Non-Binary	2	2	0	0	0
Questioning	0	0	0	0	0
Different Identity	0	0	0	0	0
Woman/Man	1	0	1	0	0
Woman/Culturally Specific Identity	0	0	0	0	0
Woman/Transgender	1	1	0	0	0
Woman/Non-Binary	0	0	0	0	0
Woman/Questioning	0	0	0	0	0
Woman/Different Identity	0	0	0	0	0
Man/Culturally Specific Identity	0	0	0	0	0
Man/Transgender	1	1	0	0	0
Man/Non-Binary	0	0	0	0	0
Man/Questioning	0	0	0	0	0
Man/Different Identity	0	0	0	0	0
Culturally Specific Identity/Transgender	0	0	0	0	0
Culturally Specific Identity/Non-Binary	0	0	0	0	0
Culturally Specific Identity/Questioning	0	0	0	0	0
Culturally Specific Identity/Different Identity	0	0	0	0	0
Transgender/Non-Binary	0	0	0	0	0
Transgender/Questioning	0	0	0	0	0
Transgender/Different Identity	0	0	0	0	0
Non-Binary/Questioning	0	0	0	0	0

	Total	without Children	with Children and Adults	with Only Children	Unknown Household Type
Non-Binary/Different Identity	0	0	0	0	0
Questioning/Different Identity	0	0	0	0	0
More than 2 Gender Identities Selected	0	0	0	0	0
Client Doesn't Know/Prefers Not to Answer	0	0	0	0	0
Data Not Collected	70	21	0	1	48
Total	3,314	2,395	814	13	92

New as of 10/1/2023.

Q10d: Gender by Age Ranges

	Total	Under Age 18	Age 18-24	Age 25-64	Age 65+	Client Doesn't Know/ Prefers Not to Answer	Data Not Collected
Woman	1,296	237	136	857	47	6	13
Man	1,937	257	120	1,395	141	13	11
Culturally Specific Identity	0	0	0	0	0	0	0
Transgender	6	0	1	5	0	0	0
Non-Binary	2	0	0	2	0	0	0
Questioning	0	0	0	0	0	0	0
Different Identity	0	0	0	0	0	0	0
Woman/Man	1	1	0	0	0	0	0
Woman/Culturally Specific Identity	0	0	0	0	0	0	0
Woman/Transgender	1	0	0	1	0	0	0
Woman/Non-Binary	0	0	0	0	0	0	0
Woman/Questioning	0	0	0	0	0	0	0
Woman/Different Identity	0	0	0	0	0	0	0
Man/Culturally Specific Identity	0	0	0	0	0	0	0
Man/Transgender	1	0	1	0	0	0	0
Man/Non-Binary	0	0	0	0	0	0	0
Man/Questioning	0	0	0	0	0	0	0
Man/Different Identity	0	0	0	0	0	0	0
Culturally Specific Identity/Transgender	0	0	0	0	0	0	0
Culturally Specific Identity/Non-Binary	0	0	0	0	0	0	0
Culturally Specific Identity/Questioning	0	0	0	0	0	0	0
Culturally Specific Identity/Different Identity	0	0	0	0	0	0	0
Transgender/Non-Binary	0	0	0	0	0	0	0
Transgender/Questioning	0	0	0	0	0	0	0
Transgender/Different Identity	0	0	0	0	0	0	0

	Total	Under Age 18	Age 18-24	Age 25-64	Age 65+	Client Doesn't Know/Answer	Client Doesn't Know/Prefers Not to Answer	Data Not Collected
Non-Binary/Questioning	0	0	0	0	0	0	0	0
Non-Binary/Different Identity	0	0	0	0	0	0	0	0
Questioning/Different Identity	0	0	0	0	0	0	0	0
More than 2 Gender Identities Selected	0	0	0	0	0	0	0	0
Client Doesn't Know/Prefers Not to Answer	0	0	0	0	0	0	0	0
Data Not Collected	70	1	0	14	7	0	0	48
Total	3,314	496	258	2,274	195	19	19	72

New as of 10/1/2023.

Q11: Age

	Total	Without Children	With Children and Adults	With Only Children	Unknown Household Type
Under 5	173	0	166	7	0
5-12	230	0	227	3	0
13-17	93	0	90	3	0
18-24	258	185	73	0	0
25-34	539	398	141	0	0
35-44	712	637	74	0	1
45-54	573	542	31	0	0
55-64	450	441	9	0	0
65+	195	192	3	0	0
Client Doesn't Know/Prefers Not to Answer	19	0	0	0	19
Data Not Collected	72	0	0	0	72
Total	3,314	2,395	814	13	92

New as of 10/1/2023.

Q12: Race and Ethnicity

	Total	Without Children	With Children and Adults	With Only Children	Unknown Household Type
American Indian, Alaska Native, or Indigenous	10	7	1	1	1
Asian or Asian American	2	2	0	0	0
Black, African American, or African	94	64	29	0	1
Hispanic/Latina/e/o	521	347	139	6	29
Middle Eastern or North African	0	0	0	0	0
Native Hawaiian or Pacific Islander	1	1	0	0	0
White	231	135	91	1	4
Asian or Asian American & American Indian, Alaska Native, or Indigenous	0	0	0	0	0
Black, African American, or African & American Indian, Alaska Native, or Indigenous	1	1	0	0	0
Hispanic/Latina/e/o & American Indian, Alaska Native, or Indigenous	26	24	2	0	0
Middle Eastern or North African & American Indian, Alaska Native, or Indigenous	0	0	0	0	0
Native Hawaiian or Pacific Islander & American Indian, Alaska Native, or Indigenous	0	0	0	0	0
White & American Indian, Alaska Native, or Indigenous	3	2	0	1	0
Black, African American, or African & Asian or Asian American	0	0	0	0	0
Hispanic/Latina/e/o & Asian or Asian American	1	1	0	0	0
Middle Eastern or North African & Asian or Asian American	0	0	0	0	0
Native Hawaiian or Pacific Islander & Asian or Asian American	0	0	0	0	0
White & Asian or Asian American	0	0	0	0	0
Hispanic/Latina/e/o & Black, African American, or African	397	319	75	0	3
Middle Eastern or North African & Black, African American, or African	0	0	0	0	0
Native Hawaiian or Pacific Islander & Black, African American, or African	0	0	0	0	0
White & Black, African American, or African	36	24	8	0	4

	Total	Without Children	With Children and Adults	With Only Children	Unknown Household Type
Middle Eastern or North African & Hispanic/Latina/e/o	0	0	0	0	0
Native Hawaiian or Pacific Islander & Hispanic/Latina/e/o	1	1	0	0	0
White & Hispanic/Latina/e/o	1,194	852	337	4	1
Native Hawaiian or Pacific Islander & Middle Eastern or North African	0	0	0	0	0
White & Middle Eastern or North African	0	0	0	0	0
White & Native Hawaiian or Pacific Islander	1	1	0	0	0
Multiracial – more than 2 races/ethnicity, with one being Hispanic/Latina/e/o	725	598	126	0	1
Multiracial – more than 2 races, where no option is Hispanic/Latina/e/o	10	4	6	0	0
Client Doesn't Know/Preferes Not to Answer	1	1	0	0	0
Data Not Collected	59	11	0	0	48
Total	3,314	2,395	814	13	92

New as of 10/1/2023.

Q13a1: Physical and Mental Health Conditions at Start

	Total Persons	Without Children	Adults in HH with Children & Adults	Children in HH with Children & Adults	With Children and Adults	With Only Children	Unknown Household Type
Mental Health Disorder	1,077	941	81	41	0	1	1
Alcohol Use Disorder	89	79	4	0	0	0	1
Drug Use Disorder	930	892	14	0	0	0	9
Both Alcohol Use and Drug Use Disorders	208	200	0	0	0	0	1
Chronic Health Condition	891	743	75	65	0	2	3
HIV/AIDS	119	114	3	1	0	0	0
Developmental Disability	113	77	11	24	0	0	0
Physical Disability	302	274	15	10	0	0	1

Ⓒ The "With Children and Adults" column is retired as of 10/1/2019 and replaced with the columns "Adults in HH with Children & Adults" and "Children in HH with Children & Adults".

Q13b1: Physical and Mental Health Conditions at Exit

	Total Persons	Without Children	Adults in HH with Children & Adults	Children in HH with Children & Adults	With Children and Adults	With Only Children	Unknown Household Type
Mental Health Disorder	816	732	58	25	0	0	1
Alcohol Use Disorder	57	54	2	0	0	0	1
Drug Use Disorder	658	647	6	0	0	0	5
Both Alcohol Use and Drug Use Disorders	133	133	0	0	0	0	0
Chronic Health Condition	662	569	47	43	0	1	2
HIV/AIDS	104	102	1	1	0	0	0
Developmental Disability	71	51	6	14	0	0	0
Physical Disability	221	206	8	6	0	0	1

Ⓒ The "With Children and Adults" column is retired as of 10/1/2019 and replaced with the columns "Adults in HH with Children & Adults" and "Children in HH with Children & Adults".

Q13c1: Physical and Mental Health Conditions for Stayers

	Total Persons	Without Children	Adults in HH with Children & Adults	Children in HH with Children & Adults	With Children and Adults &	With Only Children	Unknown Household Type
Mental Health Disorder	260	220	22	16	0	1	1
Alcohol Use Disorder	29	27	2	0	0	0	0
Drug Use Disorder	246	237	5	0	0	0	4
Both Alcohol Use and Drug Use Disorders	72	71	0	0	0	0	1
Chronic Health Condition	216	162	30	22	0	1	1
HIV/AIDS	10	9	1	0	0	0	0
Developmental Disability	37	23	4	10	0	0	0
Physical Disability	76	64	8	4	0	0	0

& The "With Children and Adults" column is retired as of 10/1/2019 and replaced with the columns "Adults in HH with Children & Adults" and "Children in HH with Children & Adults".

Q14a: History of Domestic Violence, Sexual Assault, Dating Violence, Stalking, or Human Trafficking

	Total	Without Children	With Children and Adults	With Only Children	Unknown Household Type
Yes	419	265	147	3	4
No	2,214	2,008	184	4	18
Client Doesn't Know/Prefer's Not to Answer	4	3	0	0	1
Data Not Collected	187	119	0	3	65
Total	2,824	2,395	331	10	88

Q14b: Most recent experience of domestic violence, sexual assault, dating violence, stalking, or human trafficking

	Total	Without Children	With Children and Adults	With Only Children	Unknown Household Type
Within the past three months	234	163	125	2	4
Three to six months ago	28	20	7	1	0
Six months to one year	17	14	3	0	0
One year ago, or more	74	62	12	0	0
Client Doesn't Know/Prefers Not to Answer	6	6	0	0	0
Data Not Collected	0	0	0	0	0
Total	419	265	147	3	4

New as of 10/1/2023.

Q15: Living Situation

	Total	Without Children	With Children and Adults	With Only Children	Unknown Household Type
Homeless Situations					
Place not meant for habitation	1,722	1,601	43	4	74
Emergency shelter, including hotel or motel paid for with emergency shelter voucher, Host Home shelter	219	182	33	1	3
Safe Haven	5	5	0	0	0
Subtotal - Homeless Situations	1,946	1,788	76	5	77
Institutional Situations					
Foster care home or foster care group home	1	1	0	0	0
Hospital or other residential non-psychiatric medical facility	20	20	0	0	0
Jail, prison, or juvenile detention facility	30	30	0	0	0
Long-term care facility or nursing home	1	1	0	0	0
Psychiatric hospital or other psychiatric facility	28	28	0	0	0
Substance abuse treatment facility or detox center	29	29	0	0	0
Subtotal - Institutional Situations	109	109	0	0	0
Temporary Situations					
Transitional housing for homeless persons (including homeless youth)	22	17	5	0	0
Residential project or halfway house with no homeless criteria	4	4	0	0	0
Hotel or motel paid for without emergency shelter voucher	10	7	3	0	0
Host Home (non-crisis)	0	0	0	0	0
Staying or living in a friend's room, apartment, or house	77	66	11	0	0
Staying or living in a family member's room, apartment, or house	220	118	101	0	1
Subtotal - Temporary Situations	333	212	120	0	1
Permanent Situations					
Rental by client, no ongoing housing subsidy	158	99	55	1	3
Rental by client, with ongoing housing subsidy	195	131	61	0	3
Owned by client, with ongoing housing subsidy	21	10	11	0	0

	Total	Without Children	With Children and Adults	With Only Children	Unknown Household Type
Owned by client, no ongoing housing subsidy	26	20	6	0	0
Subtotal - Permanent Situations	400	260	133	1	6
Client Doesn't Know/Preferes Not to Answer	3	2	1	0	0
Data Not Collected	33	24	1	4	4
Subtotal - Other Situations	36	26	2	4	4
TOTAL	2,824	2,395	331	10	88

Updated 10/1/2023: Rows reordered and grouped differently. New "Rental by client, with ongoing housing subsidy" row includes data previously reported under separate subsidy types.
 Q. Interim housing is retired as of 10/1/2019.

Q16: Cash Income - Ranges

	Income at Start	Income at Latest Annual Assessment for Stayers	Income at Exit for Leavers
No income	2,015	22	1,452
\$1 - \$150	73	0	63
\$151 - \$250	44	1	28
\$251 - \$500	110	2	94
\$501 - \$1000	177	2	136
\$1,001 - \$1,500	94	1	79
\$1,501 - \$2,000	34	0	33
\$2,001+	21	0	20
Client Doesn't Know/Preferes Not to Answer	3	0	3
Data Not Collected	156	3	101
Number of Adult Stayers Not Yet Required to Have an Annual Assessment	0	600	0
Number of Adult Stayers Without Required Annual Assessment	0	87	0
Total Adults	2,727	718	2,009

Q17: Cash Income - Sources

	Income at Start	Income at Latest Annual Assessment for Stayers	Income at Exit for Leavers
Earned Income	224	4	196
Unemployment Insurance	12	1	7
Supplemental Security Income (SSI)	54	0	36
Social Security Disability Insurance (SSDI)	112	0	86
VA Service-Connected Disability Compensation	9	0	3
VA Non-Service-Connected Disability Pension	10	0	6
Private Disability Insurance	5	0	2
Worker's Compensation	5	0	1
Temporary Assistance for Needy Families (TANF)	44	0	39
General Assistance (GA)	5	0	3
Retirement Income from Social Security	37	0	31
Pension or retirement income from a former job	13	0	11
Child Support	63	2	41
Alimony and other spousal support	6	0	2
Other Source	48	0	40
Adults with Income Information at Start and Annual Assessment/Exit	0	28	1,850

Q19b: Disabling Conditions and Income for Adults at Exit

	AO: Adult with Disabling Condition	AO: Adult without Disabling Condition	AO: Total Adults	AO: % with Disabling Condition by Source	AO: Adult with Disabling Condition	AO: Adult without Disabling Condition	AO: Total Adults	AO: % with Disabling Condition by Source	UK: Adult with Disabling Condition	UK: Adult without Disabling Condition	UK: Total Adults	UK: % with Disabling Condition by Source
Earned Income	50	90	140	35.71%	5	42	47	10.64%	0	0	0	0
Unemployment Insurance	1	3	4	25.00%	0	2	2	0%	0	0	0	0
Supplemental Security Income (SSI)	19	11	30	63.33%	0	5	5	0%	0	0	0	0
Social Security Disability Insurance (SSDI)	64	12	76	84.21%	4	2	6	66.67%	0	0	0	0
VA Service-Connected Disability Compensation	1	1	2	50.00%	0	0	0	0	0	0	0	0
VA Non-Service-Connected Disability Pension	3	2	5	60.00%	0	0	0	0	0	0	0	0
Private Disability Insurance	1	0	1	100.00%	0	0	0	0	0	0	0	0
Worker's Compensation	0	0	0	0	0	0	0	0	0	0	0	0
Temporary Assistance for Needy Families (TANF)	20	14	34	58.82%	0	3	3	0%	0	0	0	0
General Assistance (GA)	1	0	1	100.00%	0	1	1	0%	0	0	0	0

	AO: Adult with Disabling Condition	AO: Adult without Disabling Condition	AO: Total Adults	AO: % with Disabling Condition by Source	AO: Adult with Disabling Condition	AO: Adult without Disabling Condition	AO: Total Adults	AO: % with Disabling Condition by Source	UK: Adult with Disabling Condition	UK: Adult without Disabling Condition	UK: Total Adults	UK: % with Disabling Condition by Source
Retirement Income from Social Security	19	11	30	63.33%	0	0	0	0	0	0	0	0
Pension or retirement income from a former job	3	4	7	42.86%	0	3	3	0%	0	0	0	0
Child Support	2	4	6	33.33%	7	27	34	20.59%	0	0	0	0
Alimony and other spousal support	0	0	0	0	0	1	1	0%	0	0	0	0
Other source	9	20	29	31.03%	1	9	10	10.00%	0	0	0	0
No Sources	515	784	1,299	39.65%	29	116	145	20.00%	0	1	1	0%
Unduplicated Total Adults	697	951	1,648		44	200	244		0	1	1	

Numbers in green *italics* have been recalculated or weighted based on available totals.

Q20a: Type of Non-Cash Benefit Sources

	Benefit at Start	Benefit at Latest Annual Assessment for Stayers	Benefit at Exit for Leavers
Supplemental Nutrition Assistance Program (SNAP) (Previously known as Food Stamps)	1,480	27	1,213
Special Supplemental Nutrition Program for Women, Infants, and Children (WIC)	31	0	39
TANF Child Care Services	28	1	26
TANF Transportation Services	18	0	19
Other TANF-Funded Services	34	0	31
Other Source	27	0	26

Q21: Health Insurance

	At Start	At Annual Assessment for Stayers	At Exit for Leavers
MEDICAID	2,108	30	1,662
MEDICARE	199	0	143
State Children's Health Insurance Program	8	0	6
Veteran's Health Administration (VHA)	15	0	7
Employer-Provided Health Insurance	21	0	19
Health Insurance obtained through COBRA	1	0	2
Private Pay Health Insurance	47	0	36
State Health Insurance for Adults	111	4	100
Indian Health Services Program	0	0	0
Other	11	0	7
No Health Insurance	655	0	376
Client Doesn't Know/Prefers Not to Answer	26	0	7
Data Not Collected	172	99	142
Number of Stayers Not Yet Required to Have an Annual Assessment	0	574	0
1 Source of Health Insurance	2,404	34	1,908
More than 1 Source of Health Insurance	57	0	35

Q22a2: Length of Participation – ESG Projects

	Total	Leavers	Stayers
0 to 7 days	608	580	28
8 to 14 days	234	190	44
15 to 21 days	205	138	67
22 to 30 days	150	110	40
31 to 60 days	436	334	102
61 to 90 days	549	429	120
91 to 180 days	530	378	152
181 to 365 days	323	169	154
366 to 730 days (1-2 Yrs)	233	116	117
731 to 1,095 days (2-3 Yrs)	33	21	12
1,096 to 1,460 days (3-4 Yrs)	9	1	8
1,461 to 1,825 days (4-5 Yrs)	4	2	2
More than 1,825 days (> 5 Yrs)	0	0	0
Total	3,314	2,468	846

Q22c: Length of Time between Project Start Date and Housing Move-in Date					
	Total	Without Children	With Children and Adults	With Only Children	Unknown Household Type
7 days or less	130	80	48	0	2
8 to 14 days	39	27	12	0	0
15 to 21 days	30	11	19	0	0
22 to 30 days	9	6	3	0	0
31 to 60 days	39	15	24	0	0
61 to 90 days	18	7	11	0	0
91 to 180 days	11	2	9	0	0
181 to 365 days	4	4	0	0	0
366 to 730 days (1-2 Yrs)	0	0	0	0	0
Total (persons moved into housing)	280	152	126	0	2
Average length of time to housing	23.70	20.40	28.06	0	0
Persons who were exited without move-in	41	30	9	2	0
Total persons	321	182	135	2	2

Numbers in green italics have been recalculated or weighted based on available totals.

Q22d: Length of Participation by Household Type

	Total	Without Children	With Children and Adults	With Only Children	Unknown Household Type
7 days or less	608	414	143	4	47
8 to 14 days	234	161	72	0	1
15 to 21 days	205	131	72	1	1
22 to 30 days	150	93	55	1	1
31 to 60 days	436	288	139	2	7
61 to 90 days	549	463	73	3	10
91 to 180 days	530	408	111	2	9
181 to 365 days	323	226	82	0	15
366 to 730 days (1-2 yrs)	233	173	59	0	1
731 days or more	46	38	8	0	0
Total	3,314	2,395	814	13	92

Updated 10/1/2023: Data previously in categories of 1,096 days at higher has been collapsed into 731 days or more.

Q22e: Length of Time Prior to Housing - based on 3,917 Date Homelessness Started					
	Total	Without Children	With Children and Adults	With Only Children	Unknown Household Type
7 days or less	423	265	152	0	6
8 to 14 days	75	59	16	0	0
15 to 21 days	42	33	8	1	0
22 to 30 days	55	39	16	0	0
31 to 60 days	104	92	11	0	1
61 to 90 days	102	72	30	0	0
91 to 180 days	184	163	18	0	3
181 to 365 days	159	153	4	0	2
366 to 730 days (1-2 Yrs)	253	239	13	0	1
731 days or more	273	263	6	0	4
Total	1,670	1,378	274	1	17
Not yet moved into housing	37	29	8	0	0
Data not collected	577	233	338	4	2
Total persons	2,284	1,640	620	5	19

Q22f: Length of Time between Project Start Date and Housing Move-In Date by Race and Ethnicity

	American Indian, Alaska Native, or Indigenous	Asian or Asian American	Black, African American, or African	Hispanic/Latino/a/o	Middle Eastern or North African	Native Hawaiian or Pacific Islander	White	At Least 1 Race and Hispanic/Latino/a/o	Multi-racial (does not include Hispanic/Latino/a/o)	Unknown (Don't know, Preferred not to Answer, Data not Collected)
Persons Moved Into Housing	0	0	10	31	0	0	35	202	2	0
Persons Exited Without Move-In	0	0	0	0	0	0	0	0	0	0
Average time to Move-In	0	0	9.40	16.26	0	0	18.08	26.75	1.00	0
Median time to Move-In	Cannot calculate	Cannot calculate	Cannot calculate	Cannot calculate	Cannot calculate	Cannot calculate	Cannot calculate	Cannot calculate	Cannot calculate	Cannot calculate

New as of 10/1/2023.

Q22g: Length of Time Prior to Housing by Race and Ethnicity - based on 3.917 Date Homelessness Started

	American Indian, Alaska Native, or Indigenous	Asian or Asian American	Black, African American, or African	Hispanic/Latino/a/o	Middle Eastern or North African	Native Hawaiian or Pacific Islander	White	At Least 1 Race and Hispanic/Latino/a/o	Multi-racial (does not include Hispanic/Latino/a/o)	Unknown (Don't Know, Preferred not to Answer, Data not Collected)
Persons Moved Into Housing	2	0	26	114	0	1	44	461	3	1
Persons Not Yet Moved Into Housing	0	0	0	14	0	0	14	70	1	0
Average time to Move-In	14.00	0	53.27	54.23	0	1.00	107.77	254.87	152.67	26.00
Median time to Move-In	Cannot calculate	Cannot calculate	Cannot calculate	Cannot calculate	Cannot calculate	Cannot calculate	Cannot calculate	Cannot calculate	Cannot calculate	Cannot calculate

New as of 10/1/2023.

Q23c: Exit Destination

	Total	Without Children	With Children and Adults	With Only Children	Unknown Household Type
Homeless Situations					
Place not meant for habitation (e.g., a vehicle, an abandoned building, bus/train/subway station/airport or anywhere outside)	529	481	7	1	40
Emergency shelter, including hotel or motel paid for with emergency shelter voucher, Host Home shelter	92	83	7	0	2
Safe Haven	14	6	8	0	0
Subtotal - Homeless Situations	635	570	22	1	42
Institutional Situations					
Foster care home or foster care group home	6	6	0	0	0
Hospital or other residential non-psychiatric medical facility	12	12	0	0	0
Jail, prison, or juvenile detention facility	13	13	0	0	0
Long-term care facility or nursing home	3	3	0	0	0
Psychiatric hospital or other psychiatric facility	8	8	0	0	0
Substance abuse treatment facility or detox center	21	21	0	0	0
Subtotal - Institutional Situations	63	63	0	0	0
Temporary Situations					
Transitional housing for homeless persons (including homeless youth)	79	58	21	0	0
Residential project or halfway house with no homeless criteria	20	20	0	0	0
Hotel or motel paid for without emergency shelter voucher	3	3	0	0	0
Host Home (non-crisis)	0	0	0	0	0
Staying or living with family, temporary tenure (e.g., room, apartment, or house)	61	52	8	1	0
Staying or living with friends, temporary tenure (e.g., room, apartment, or house)	50	40	10	0	0
Moved from one HOPWA funded project to HOPWA TH	3	2	0	1	0
Subtotal - Temporary Situations	216	175	39	2	0
Permanent Situations					
Staying or living with family, permanent tenure	217	152	59	1	5

	Total	Without Children	With Children and Adults	With Only Children	Unknown Household Type
Staying or living with friends, permanent tenure	31	22	9	0	0
Moved from one HOPWA funded project to HOPWA PH	6	6	0	0	0
Rental by client, no ongoing housing subsidy	206	122	83	1	0
Rental by client, with ongoing housing subsidy	770	410	355	4	1
Owned by client, with ongoing housing subsidy	35	11	24	0	0
Owned by client, no ongoing housing subsidy	53	19	34	0	0
Subtotal - Permanent Situations	1,318	742	564	6	6
Other Situations					
No Exit Interview Completed	64	54	0	0	10
Other	98	90	7	0	1
Deceased	13	13	0	0	0
Client Doesn't Know/Prefers Not to Answer	4	4	0	0	0
Data Not Collected	57	47	1	0	9
Subtotal - Other Situations	236	208	8	0	20
Total	2,458	1,758	633	9	68
Total persons exiting to positive housing destinations	1,441	857	572	6	6
Total persons whose destinations excluded them from the calculation	40	40	0	0	0
Percentage	59.35%	49.58%	90.36%	66.67%	8.82%

Updated 10/1/2023: Rows reordered and grouped differently. Destinations with subsidies are now detailed in Q23d. Existing data has been updated to match new row order and relocated to Q23d as appropriate.
Numbers in green italics have been recalculated or weighted based on available totals.

Q23d: Exit Destination – Subsidy Type of Persons Exiting to Rental by Client With An Ongoing Subsidy

	Total	Without Children	With Children and Adults	With Only Children	Unknown Household Type
QPD TIP housing subsidy	0	0	0	0	0
WASH housing subsidy	12	11	0	1	0
RRIH or equivalent subsidy	72	39	33	0	0
HCV voucher (tenant or project based) (not dedicated)	21	11	10	0	0
Public housing unit	202	100	100	1	1
Rental by client, with other ongoing housing subsidy	109	60	49	0	0
Housing Stability Voucher	9	8	1	0	0
Family Unification Program Voucher (FUP)	0	0	0	0	0
Foster Youth to Independence Initiative (FYI)	0	0	0	0	0
Permanent Supportive Housing	41	40	1	0	0
Other permanent housing dedicated for formerly homeless persons	23	18	5	0	0
TOTAL	489	287	199	2	1

New as of 10/1/2023: Existing data from Q23c prior to 10/1/2023 has been relocated to Q23d as appropriate.

Q23e: Exit Destination Type by Race and Ethnicity

	American Indian, Alaska Native, or Indigenous	Asian or Pacific Islander American	Black, African American, or African	Hispanic/Latino/a/o	Middle Eastern or North African	Native Hawaiian or Pacific Islander	White	At Least 1 Race and Ethnicity (Hispanic/Latino/a/o)	Multi-racial (does not include Hispanic/Latino/a/o)	Unknown (Don't Know, Preferred not to Answer, Data not Collected)
Total										
Homeless Situations	635	0	0	11	70	0	22	497	7	28
Institutional Situations	63	0	1	1	11	0	2	48	0	0
Temporary Housing Situations	216	3	0	8	34	0	11	152	8	0
Permanent Housing Situations	1,318	2	0	39	225	0	1	909	19	1
Other	235	1	0	2	41	0	13	159	3	17
Total	2,468	6	1	61	381	0	170	1,765	37	46

New as of 10/1/2023.

Q24a: Homelessness Prevention Housing Assessment at Exit

	Total	Without Children	With Children and Adults	With Only Children	Unknown Household Type
Able to maintain the housing they had at project start--Without a subsidy	86	42	41	3	0
Able to maintain the housing they had at project start--With the subsidy they had at project start	144	64	80	0	0
Able to maintain the housing they had at project start--With an on-going subsidy acquired since project start	53	19	34	0	0
Able to maintain the housing they had at project start--Only with financial assistance other than a subsidy	13	4	9	0	0
Moved to new housing unit--With on-going subsidy	77	28	49	0	0
Moved to new housing unit--Without an on-going subsidy	20	9	11	0	0
Moved in with family/friends on a temporary basis	11	4	7	0	0
Moved in with family/friends on a permanent basis	14	9	5	0	0
Moved to a transitional or temporary housing facility or program	10	4	6	0	0
Client became homeless -- moving to a shelter or other place unfit for human habitation	1	1	0	0	0
Jail/prison	0	0	0	0	0
Deceased	0	0	0	0	0
Client Doesn't Know/Prefer's Not to Answer	1	1	0	0	0
Data not collected (no exit interview completed)	2	2	0	0	0
Total	432	187	242	3	0

Q24d: Language of Persons Requiring Translation Assistance

Language Response (Top 20 Languages Selected)	Total Persons Requiring Translation Assistance	Language Name ¹
171	33	English
367	5	Spanish
Different Preferred Language	7	
Total	45	

New as of 10/1/2023.

¹This lookup is provided by Sage. The CSV upload contains only the response code.

Q25a: Number of Veterans

	Total	Without Children	With Children and Adults	Unknown Household Type
Chronically Homeless Veteran	9	9	0	0
Non-Chronically Homeless Veteran	37	37	0	0
Not a Veteran	2,635	2,307	327	1
Client Doesn't Know/Prefer Not to Answer	0	0	0	0
Data Not Collected	37	37	0	0
Total	2,718	2,390	327	1

Q26b: Number of Chronically Homeless Persons by Household

	Total	Without Children	With Children and Adults	With Only Children	Unknown Household Type
Chronically Homeless	318	309	6	0	3
Not Chronically Homeless	2,979	2,071	808	13	87
Client Doesn't Know/Prefer Not to Answer	6	4	0	0	2
Data Not Collected	11	11	0	0	0
Total	3,314	2,395	814	13	92

PR28 Financial Summary CDBG ü CDBG-CV

IDIS - PR28

U.S. Department of Housing and Urban Development
Office of Community Planning and Development
Integrated Disbursement and Information System
State of Puerto Rico
Performance and Evaluation Report
For Grant Year 2023
As of 09/18/2024
Grant Number B23DC720001

DATE: 09-18-24
TIME: 13:33
PAGE: 1

Part I: Financial Status

A. Sources of State CDBG Funds

1)	State Allocation	\$22,385,506.00
2)	Program Income	
3)	Program income receipted in IDIS	\$59,282.73
3 a)	Program income receipted from Section 108 Projects (for SI type)	\$0.00
4)	Adjustment to compute total program income	\$0.00
5)	Total program income (sum of lines 3 and 4)	\$59,282.73
6)	Section 108 Loan Funds	\$0.00
7)	Total State CDBG Resources (sum of lines 1,5 and 6)	\$22,444,788.73

B. State CDBG Resources by Use

8)	State Allocation	
9)	Obligated to recipients	\$2,172,946.07
10)	Adjustment to compute total obligated to recipients	\$0.00
11)	Total obligated to recipients (sum of lines 9 and 10)	\$2,172,946.07
12)	Set aside for State Administration	\$0.00
13)	Adjustment to compute total set aside for State Administration	\$0.00
14)	Total set aside for State Administration (sum of lines 12 and 13)	\$0.00
15)	Set aside for Technical Assistance	
16)	Adjustment to compute total set aside for Technical Assistance	\$0.00
17)	Total set aside for Technical Assistance (sum of lines 15 and 16)	
18)	State funds set aside for State Administration match	\$1,192,000.00

U.S. Department of Housing and Urban Development
Office of Community Planning and Development
Integrated Disbursement and Information System
State of Puerto Rico
Performance and Evaluation Report
For Grant Year 2023
As of 09/18/2024
Grant Number B23DC720001

DATE: 09-18-24
TIME: 13:33
PAGE: 2

19)	Program Income	
20)	Returned to the state and redistributed	
20 a)	Section 108 program income expended for the Section 108 repayment	
21)	Adjustment to compute total redistributed	\$0.00
22)	Total redistributed (sum of lines 20 and 21)	\$0.00
23)	Returned to the state and not yet redistributed	\$0.00
23 a)	Section 108 program income not yet disbursed	\$0.00
24)	Adjustment to compute total not yet redistributed	\$0.00
25)	Total not yet redistributed (sum of lines 23 and 24)	\$0.00
26)	Retained by recipients	\$59,282.73
27)	Adjustment to compute total retained	\$0.00
28)	Total retained (sum of lines 26 and 27)	\$59,282.73

C. Expenditures of State CDBG Resources

29)	Drawn for State Administration	\$0.00
30)	Adjustment to amount drawn for State Administration	\$0.00
31)	Total drawn for State Administration	\$0.00
32)	Drawn for Technical Assistance	\$0.00
33)	Adjustment to amount drawn for Technical Assistance	\$0.00
34)	Total drawn for Technical Assistance	\$0.00
35)	Drawn for Section 108 Repayments	\$423,352.99
36)	Adjustment to amount drawn for Section 108 Repayments	\$0.00
37)	Total drawn for Section 108 Repayments	\$423,352.99
38)	Drawn for all other activities	\$371,191.08
39)	Adjustment to amount drawn for all other activities	\$0.00
40)	Total drawn for all other activities	\$371,191.08

U.S. Department of Housing and Urban Development
Office of Community Planning and Development
Integrated Disbursement and Information System
State of Puerto Rico
Performance and Evaluation Report
For Grant Year 2023
As of 09/18/2024
Grant Number B23DC720001

DATE: 09-18-24
TIME: 13:33
PAGE: 3

D. Compliance with Public Service (PS) Cap

41)	Disbursed in IDIS for PS	\$0.00
42)	Adjustment to compute total disbursed for PS	\$0.00
43)	Total disbursed for PS (sum of lines 41 and 42)	\$0.00
44)	Amount subject to PS cap	
45)	State Allocation (line 1)	\$22,385,506.00
46)	Program Income Received (line 5)	\$59,282.73
47)	Adjustment to compute total subject to PS cap	\$0.00
48)	Total subject to PS cap (sum of lines 45-47)	\$22,444,788.73
49)	Percent of funds disbursed to date for PS (line 43 / line 48)	0.00%

E. Compliance with Planning and Administration (P/A) Cap

50)	Disbursed in IDIS for P/A from all fund types - Combined	\$0.00
51)	Adjustment to compute total disbursed for P/A	\$0.00
52)	Total disbursed for P/A (sum of lines 50 and 51)	\$0.00
53)	Amount subject to Combined Expenditure P/A cap	
54)	State Allocation (line 1)	\$22,385,506.00
55)	Program Income Received (line 5)	\$59,282.73
56)	Adjustment to compute total subject to P/A cap	\$0.00
57)	Total subject to P/A cap (sum of lines 54-56)	\$22,444,788.73
58)	Percent of funds disbursed to date for P/A (line 52 / line 57) Combined Cap	0.00%
59)	Disbursed in IDIS for P/A from Annual Grant Only	\$0.00
60)	Amount subject the Annual Grant P/A cap	
61)	State Allocation	\$0.00
62)	Percent of funds disbursed to date for P/A (line 59 / line 61) Annual Grant Cap	0.00%

IDIS - PR28

U.S. Department of Housing and Urban Development
Office of Community Planning and Development
Integrated Disbursement and Information System
State of Puerto Rico
Performance and Evaluation Report
For Grant Year 2023
As of 09/18/2024
Grant Number B23DC720001

DATE: 09-18-24
TIME: 13:33
PAGE: 4

Part II: Compliance with Overall Low and Moderate Income Benefit63) Period specified for benefit: grant years 2021 – 202364) Final PER for compliance with the overall benefit test: [**Yes**]

	Grant Year	2021	2022	2023	Total
65) Benefit LMI persons and households (1)		5,033,495.21	1,166,956.68	371,191.08	6,571,642.97
66) Benefit LMI, 108 activities		0.00	0.00	0.00	0.00
67) Benefit LMI, other adjustments		0.00	0.00	0.00	0.00
68) Total, Benefit LMI (sum of lines 65-67)		5,033,495.21	1,166,956.68	371,191.08	6,571,642.97
69) Prevent/Eliminate Slum/Blight		0.00	0.00	0.00	0.00
70) Prevent Slum/Blight, 108 activities		0.00	0.00	0.00	0.00
71) Total, Prevent Slum/Blight (sum of lines 69 and 70)		0.00	0.00	0.00	0.00
72) Meet Urgent Community Development Needs		723,615.25	0.00	0.00	723,615.25
73) Meet Urgent Needs, 108 activities		0.00	0.00	0.00	0.00
74) Total, Meet Urgent Needs (sum of lines 72 and 73)		723,615.25	0.00	0.00	723,615.25
75) Acquisition, New Construction, Rehab/Special Areas noncountable		0.00	0.00	0.00	0.00
76) Total disbursements subject to overall LMI benefit (sum of lines 68, 71, 74, and 75)		5,757,110.46	1,166,956.68	371,191.08	7,295,258.22
77) Low and moderate income benefit (line 68 / line 76)		0.87	1.00	1.00	0.90
78) Other Disbursements		1.00	1.00	1.00	3.00
79) State Administration		278,808.15	0.00	0.00	278,808.15
80) Technical Assistance		0.00	0.00	0.00	0.00
81) Local Administration		1,050,644.34	215,776.03	0.00	1,266,420.37
82) Section 108 repayments		1,292,195.92	102,271.76	423,352.99	1,817,820.67

IDIS - PR28

U.S. Department of Housing and Urban Development
Office of Community Planning and Development
Integrated Disbursement and Information System
State of PUERTO RICO
Grant Financial Summary
As of 09/18/2024

DATE: 09-18-24
TIME: 13:34
PAGE: 1

A. Sources of State CDBG Funds

1) State Allocation	\$22,385,506.00
2) Grant funds returned to line of credit	
3) Grant funds returned to local account	

B. State CDBG Resources by Use

4) Obligated to recipients	\$2,172,946.07
5) Set aside for State Administration	
6) Set aside for Technical Assistance	

C. Expenditures of State CDBG Resources

7) Drawn for State Administration	
8) Drawn for Technical Assistance	
9) Drawn for Section 108 Repayments	\$423,352.99
10) Drawn for all other activities	\$74,981.76
11) Disbursed for Coronavirus-related Activities	
12) Disbursed for Activities Not related to Coronavirus	\$498,334.75

D. Compliance with Public Service (PS) Cap

13) Disbursed in IDIS for ALL PS	
14) Disbursed for Coronavirus-related Public Services	
15) Disbursed for Public Services Not related to Coronavirus	
16) Percent of funds disbursed to date for PS (line 13 / line 1)	0.00%
17) Percent Disbursed for Coronavirus-related Public Services (line 14 / line 1)	0.00%
18) Percent Disbursed for Public Services Not related to Coronavirus (line 15 / line 1)	0.00%

E. Compliance with Planning and Administration (P/A) Cap

19) Disbursed in IDIS for P/A from Grant	\$0.00
20) Percent of funds disbursed to date for P/A (line 19 / line 1)	0.00%

F. Overall Low and Moderate Income Benefit

21) Drawn to Benefit LMI persons and households (minus noncountable amounts, line 22)	\$74,981.76
22) Noncountable amounts drawn: Non-LMI Portion of LMH activities	
23) Drawn to Prevent/Eliminate Slum/Blight	
24) Drawn to Address Urgent Needs	

IDIS - PR28

U.S. Department of Housing and Urban Development
Office of Community Planning and Development
Integrated Disbursement and Information System

DATE: 09-18-24
TIME: 13:34
PAGE: 3

25)	Total disbursements subject to overall LMI benefit (sum of lines 21, 22, 23 and 24)	\$74,981.76
26)	Percent Low and moderate income benefit, to date (line 21 / line 25)	100.00%

A. Sources of State CDBG Funds

1) State Allocation	\$22,595,084.00
2) Grant funds returned to line of credit	
3) Grant funds returned to local account	

B. State CDBG Resources by Use

4) Obligated to recipients	\$11,188,391.60
5) Set aside for State Administration	\$777,852.53
6) Set aside for Technical Assistance	

C. Expenditures of State CDBG Resources

7) Drawn for State Administration	\$0.00
8) Drawn for Technical Assistance	
9) Drawn for Section 108 Repayments	\$102,271.76
10) Drawn for all other activities	\$590,038.24
11) Disbursed for Coronavirus-related Activities	\$0.00
12) Disbursed for Activities Not related to Coronavirus	\$692,310.00

D. Compliance with Public Service (PS) Cap

13) Disbursed in IDIS for ALL PS	\$3,663.51
14) Disbursed for Coronavirus-related Public Services	
15) Disbursed for Public Services Not related to Coronavirus	\$3,663.51
16) Percent of funds disbursed to date for PS (line 13 / line 1)	0.02%
17) Percent Disbursed for Coronavirus-related Public Services (line 14 / line 1)	0.00%
18) Percent Disbursed for Public Services Not related to Coronavirus (line 15 / line 1)	0.02%

E. Compliance with Planning and Administration (P/A) Cap

19) Disbursed in IDIS for P/A from Grant	\$109,742.58
20) Percent of funds disbursed to date for P/A (line 19 / line 1)	0.49%

F. Overall Low and Moderate Income Benefit

21) Drawn to Benefit LMI persons and households (minus noncountable amounts, line 22)	\$480,295.66
22) Noncountable amounts drawn: Non-LMI Portion of LMH activities	
23) Drawn to Prevent/Eliminate Slum/Blight	
24) Drawn to Address Urgent Needs	\$0.00

IDIS - PR28

U.S. Department of Housing and Urban Development
Office of Community Planning and Development
Integrated Disbursement and Information System

DATE: 09-18-24
TIME: 13:34
PAGE: 5

25)	Total disbursements subject to overall LMI benefit (sum of lines 21, 22, 23 and 24)	\$480,295.66
26)	Percent Low and moderate income benefit, to date (line 21 / line 25)	100.00%

A. Sources of State CDBG Funds

1) State Allocation	\$23,780,802.00
2) Grant funds returned to line of credit	
3) Grant funds returned to local account	

B. State CDBG Resources by Use

4) Obligated to recipients	\$23,774,982.94
5) Set aside for State Administration	\$713,423.90
6) Set aside for Technical Assistance	

C. Expenditures of State CDBG Resources

7) Drawn for State Administration	\$278,808.15
8) Drawn for Technical Assistance	
9) Drawn for Section 108 Repayments	\$1,292,195.92
10) Drawn for all other activities	\$6,746,293.93
11) Disbursed for Coronavirus-related Activities	\$0.00
12) Disbursed for Activities Not related to Coronavirus	\$8,317,298.00

D. Compliance with Public Service (PS) Cap

13) Disbursed in IDIS for ALL PS	\$595,202.43
14) Disbursed for Coronavirus-related Public Services	
15) Disbursed for Public Services Not related to Coronavirus	\$595,202.43
16) Percent of funds disbursed to date for PS (line 13 / line 1)	2.50%
17) Percent Disbursed for Coronavirus-related Public Services (line 14 / line 1)	0.00%
18) Percent Disbursed for Public Services Not related to Coronavirus (line 15 / line 1)	2.50%

E. Compliance with Planning and Administration (P/A) Cap

19) Disbursed in IDIS for P/A from Grant	\$1,299,509.05
20) Percent of funds disbursed to date for P/A (line 19 / line 1)	5.46%

F. Overall Low and Moderate Income Benefit

21) Drawn to Benefit LMI persons and households (minus noncountable amounts, line 22)	\$5,001,977.78
22) Noncountable amounts drawn: Non-LMI Portion of LMH activities	
23) Drawn to Prevent/Eliminate Slum/Blight	
24) Drawn to Address Urgent Needs	\$723,615.25

IDIS - PR28

U.S. Department of Housing and Urban Development
Office of Community Planning and Development
Integrated Disbursement and Information System

DATE: 09-18-24
TIME: 13:34
PAGE: 7

25)	Total disbursements subject to overall LMI benefit (sum of lines 21, 22, 23 and 24)	\$5,725,593.03
26)	Percent Low and moderate income benefit, to date (line 21 / line 25)	87.36%

A. Sources of State CDBG Funds

1) State Allocation	\$33,178,921.00
2) Grant funds returned to line of credit	
3) Grant funds returned to local account	

B. State CDBG Resources by Use

4) Obligated to recipients	\$33,133,816.46
5) Set aside for State Administration	
6) Set aside for Technical Assistance	

C. Expenditures of State CDBG Resources

7) Drawn for State Administration	
8) Drawn for Technical Assistance	
9) Drawn for Section 108 Repayments	
10) Drawn for all other activities	\$23,811,312.13
11) Disbursed for Coronavirus-related Activities	\$23,811,312.13
12) Disbursed for Activities Not related to Coronavirus	\$0.00

D. Compliance with Public Service (PS) Cap

13) Disbursed in IDIS for ALL PS	\$21,253,051.18
14) Disbursed for Coronavirus-related Public Services	\$21,253,051.18
15) Disbursed for Public Services Not related to Coronavirus	\$0.00
16) Percent of funds disbursed to date for PS (line 13 / line 1)	64.06%
17) Percent Disbursed for Coronavirus-related Public Services (line 14 / line 1)	64.06%
18) Percent Disbursed for Public Services Not related to Coronavirus (line 15 / line 1)	0.00%

E. Compliance with Planning and Administration (P/A) Cap

19) Disbursed in IDIS for P/A from Grant	\$1,423,112.58
20) Percent of funds disbursed to date for P/A (line 19 / line 1)	4.29%

F. Overall Low and Moderate Income Benefit

21) Drawn to Benefit LMI persons and households (minus noncountable amounts, line 22)	\$22,388,199.55
22) Noncountable amounts drawn: Non-LMI Portion of LMH activities	
23) Drawn to Prevent/Eliminate Slum/Blight	
24) Drawn to Address Urgent Needs	

IDIS - PR28

U.S. Department of Housing and Urban Development
Office of Community Planning and Development
Integrated Disbursement and Information System

DATE: 09-18-24
TIME: 13:34
PAGE: 9

25)	Total disbursements subject to overall LMI benefit (sum of lines 21, 22, 23 and 24)	\$22,388,199.55
26)	Percent Low and moderate income benefit, to date (line 21 / line 25)	100.00%

U.S. Department of Housing and Urban Development
Office of Community Planning and Development
Integrated Disbursement and Information System
Grant Number B20DC720001

DATE: 09-18-24
TIME: 13:34
PAGE: 10

A. Sources of State CDBG Funds

1) State Allocation	\$23,884,017.00
2) Grant funds returned to line of credit	
3) Grant funds returned to local account	

B. State CDBG Resources by Use

4) Obligated to recipients	\$23,301,578.87
5) Set aside for State Administration	\$716,520.51
6) Set aside for Technical Assistance	

C. Expenditures of State CDBG Resources

7) Drawn for State Administration	\$716,111.80
8) Drawn for Technical Assistance	
9) Drawn for Section 108 Repayments	\$495,768.27
10) Drawn for all other activities	\$12,233,336.61
11) Disbursed for Coronavirus-related Activities	\$0.00
12) Disbursed for Activities Not related to Coronavirus	\$13,445,216.68

D. Compliance with Public Service (PS) Cap

13) Disbursed in IDIS for ALL PS	\$1,078,728.31
14) Disbursed for Coronavirus-related Public Services	\$0.00
15) Disbursed for Public Services Not related to Coronavirus	\$1,078,728.31
16) Percent of funds disbursed to date for PS (line 13 / line 1)	4.52%
17) Percent Disbursed for Coronavirus-related Public Services (line 14 / line 1)	0.00%
18) Percent Disbursed for Public Services Not related to Coronavirus (line 15 / line 1)	4.52%

E. Compliance with Planning and Administration (P/A) Cap

19) Disbursed in IDIS for P/A from Grant	\$2,743,987.95
20) Percent of funds disbursed to date for P/A (line 19 / line 1)	11.49%

F. Overall Low and Moderate Income Benefit

21) Drawn to Benefit LMI persons and households (minus noncountable amounts, line 22)	\$9,715,359.83
22) Noncountable amounts drawn: Non-LMI Portion of LMH activities	
23) Drawn to Prevent/Eliminate Slum/Blight	
24) Drawn to Address Urgent Needs	\$490,100.63

IDIS - PR28

U.S. Department of Housing and Urban Development
Office of Community Planning and Development
Integrated Disbursement and Information System

DATE: 09-18-24
TIME: 13:34
PAGE: 11

25)	Total disbursements subject to overall LMI benefit (sum of lines 21, 22, 23 and 24)	\$10,205,460.46
26)	Percent Low and moderate income benefit, to date (line 21 / line 25)	95.20%

A. Sources of State CDBG Funds

1) State Allocation	\$23,715,075.00
2) Grant funds returned to line of credit	
3) Grant funds returned to local account	

B. State CDBG Resources by Use

4) Obligated to recipients	\$23,399,772.36
5) Set aside for State Administration	\$711,451.90
6) Set aside for Technical Assistance	

C. Expenditures of State CDBG Resources

7) Drawn for State Administration	\$668,276.23
8) Drawn for Technical Assistance	
9) Drawn for Section 108 Repayments	\$1,104,100.74
10) Drawn for all other activities	\$15,622,498.51
11) Disbursed for Coronavirus-related Activities	\$0.00
12) Disbursed for Activities Not related to Coronavirus	\$17,394,875.48

D. Compliance with Public Service (PS) Cap

13) Disbursed in IDIS for ALL PS	\$2,354,118.39
14) Disbursed for Coronavirus-related Public Services	
15) Disbursed for Public Services Not related to Coronavirus	\$2,354,118.39
16) Percent of funds disbursed to date for PS (line 13 / line 1)	9.93%
17) Percent Disbursed for Coronavirus-related Public Services (line 14 / line 1)	0.00%
18) Percent Disbursed for Public Services Not related to Coronavirus (line 15 / line 1)	9.93%

E. Compliance with Planning and Administration (P/A) Cap

19) Disbursed in IDIS for P/A from Grant	\$3,610,303.21
20) Percent of funds disbursed to date for P/A (line 19 / line 1)	15.22%

F. Overall Low and Moderate Income Benefit

21) Drawn to Benefit LMI persons and households (minus noncountable amounts, line 22)	\$12,680,471.53
22) Noncountable amounts drawn: Non-LMI Portion of LMH activities	
23) Drawn to Prevent/Eliminate Slum/Blight	
24) Drawn to Address Urgent Needs	

IDIS - PR28

U.S. Department of Housing and Urban Development
Office of Community Planning and Development
Integrated Disbursement and Information System

DATE: 09-18-24
TIME: 13:34
PAGE: 13

25)	Total disbursements subject to overall LMI benefit (sum of lines 21, 22, 23 and 24)	\$12,680,471.53
26)	Percent Low and moderate income benefit, to date (line 21 / line 25)	100.00%

A. Sources of State CDBG Funds

1) State Allocation	\$24,363,783.00
2) Grant funds returned to line of credit	
3) Grant funds returned to local account	

B. State CDBG Resources by Use

4) Obligated to recipients	\$24,373,783.00
5) Set aside for State Administration	\$730,912.71
6) Set aside for Technical Assistance	

C. Expenditures of State CDBG Resources

7) Drawn for State Administration	\$676,334.08
8) Drawn for Technical Assistance	
9) Drawn for Section 108 Repayments	\$1,421,835.94
10) Drawn for all other activities	\$21,161,768.50
11) Disbursed for Coronavirus-related Activities	
12) Disbursed for Activities Not related to Coronavirus	\$23,259,938.52

D. Compliance with Public Service (PS) Cap

13) Disbursed in IDIS for ALL PS	\$2,694,777.39
14) Disbursed for Coronavirus-related Public Services	
15) Disbursed for Public Services Not related to Coronavirus	\$2,694,777.39
16) Percent of funds disbursed to date for PS (line 13 / line 1)	11.06%
17) Percent Disbursed for Coronavirus-related Public Services (line 14 / line 1)	0.00%
18) Percent Disbursed for Public Services Not related to Coronavirus (line 15 / line 1)	11.06%

E. Compliance with Planning and Administration (P/A) Cap

19) Disbursed in IDIS for P/A from Grant	\$4,292,747.57
20) Percent of funds disbursed to date for P/A (line 19 / line 1)	17.62%

F. Overall Low and Moderate Income Benefit

21) Drawn to Benefit LMI persons and households (minus noncountable amounts, line 22)	\$17,245,665.83
22) Noncountable amounts drawn: Non-LMI Portion of LMH activities	
23) Drawn to Prevent/Eliminate Slum/Blight	
24) Drawn to Address Urgent Needs	\$299,689.18

IDIS - PR28

U.S. Department of Housing and Urban Development
Office of Community Planning and Development
Integrated Disbursement and Information System

DATE: 09-18-24
TIME: 13:34
PAGE: 15

25)	Total disbursements subject to overall LMI benefit (sum of lines 21, 22, 23 and 24)	\$17,545,355.01
26)	Percent Low and moderate income benefit, to date (line 21 / line 25)	98.29%

A. Sources of State CDBG Funds

1) State Allocation	\$23,078,405.00
2) Grant funds returned to line of credit	
3) Grant funds returned to local account	

B. State CDBG Resources by Use

4) Obligated to recipients	\$23,104,046.53
5) Set aside for State Administration	\$669,634.20
6) Set aside for Technical Assistance	

C. Expenditures of State CDBG Resources

7) Drawn for State Administration	\$669,634.20
8) Drawn for Technical Assistance	
9) Drawn for Section 108 Repayments	\$1,544,584.68
10) Drawn for all other activities	\$20,889,827.65
11) Disbursed for Coronavirus-related Activities	\$20,697.60
12) Disbursed for Activities Not related to Coronavirus	\$23,083,348.93

D. Compliance with Public Service (PS) Cap

13) Disbursed in IDIS for ALL PS	\$2,496,582.77
14) Disbursed for Coronavirus-related Public Services	
15) Disbursed for Public Services Not related to Coronavirus	\$2,496,582.77
16) Percent of funds disbursed to date for PS (line 13 / line 1)	10.82%
17) Percent Disbursed for Coronavirus-related Public Services (line 14 / line 1)	0.00%
18) Percent Disbursed for Public Services Not related to Coronavirus (line 15 / line 1)	10.82%

E. Compliance with Planning and Administration (P/A) Cap

19) Disbursed in IDIS for P/A from Grant	\$4,086,706.35
20) Percent of funds disbursed to date for P/A (line 19 / line 1)	17.71%

F. Overall Low and Moderate Income Benefit

21) Drawn to Benefit LMI persons and households (minus noncountable amounts, line 22)	\$17,149,523.25
22) Noncountable amounts drawn: Non-LMI Portion of LMH activities	
23) Drawn to Prevent/Eliminate Slum/Blight	
24) Drawn to Address Urgent Needs	\$323,232.25

IDIS - PR28

U.S. Department of Housing and Urban Development
Office of Community Planning and Development
Integrated Disbursement and Information System

DATE: 09-18-24
TIME: 13:34
PAGE: 17

25)	Total disbursements subject to overall LMI benefit (sum of lines 21, 22, 23 and 24)	\$17,472,755.50
26)	Percent Low and moderate income benefit, to date (line 21 / line 25)	98.15%

A. Sources of State CDBG Funds

1) State Allocation	\$23,621,984.00
2) Grant funds returned to line of credit	
3) Grant funds returned to local account	

B. State CDBG Resources by Use

4) Obligated to recipients	\$23,621,984.00
5) Set aside for State Administration	\$708,659.29
6) Set aside for Technical Assistance	

C. Expenditures of State CDBG Resources

7) Drawn for State Administration	\$708,659.29
8) Drawn for Technical Assistance	
9) Drawn for Section 108 Repayments	\$2,083,247.06
10) Drawn for all other activities	\$20,830,077.65
11) Disbursed for Coronavirus-related Activities	
12) Disbursed for Activities Not related to Coronavirus	\$23,621,984.00

D. Compliance with Public Service (PS) Cap

13) Disbursed in IDIS for ALL PS	\$2,718,020.97
14) Disbursed for Coronavirus-related Public Services	
15) Disbursed for Public Services Not related to Coronavirus	\$2,718,020.97
16) Percent of funds disbursed to date for PS (line 13 / line 1)	11.51%
17) Percent Disbursed for Coronavirus-related Public Services (line 14 / line 1)	0.00%
18) Percent Disbursed for Public Services Not related to Coronavirus (line 15 / line 1)	11.51%

E. Compliance with Planning and Administration (P/A) Cap

19) Disbursed in IDIS for P/A from Grant	\$4,533,331.70
20) Percent of funds disbursed to date for P/A (line 19 / line 1)	19.19%

F. Overall Low and Moderate Income Benefit

21) Drawn to Benefit LMI persons and households (minus noncountable amounts, line 22)	\$16,333,546.77
22) Noncountable amounts drawn: Non-LMI Portion of LMH activities	
23) Drawn to Prevent/Eliminate Slum/Blight	
24) Drawn to Address Urgent Needs	\$671,858.47

IDIS - PR28

U.S. Department of Housing and Urban Development
Office of Community Planning and Development
Integrated Disbursement and Information System

DATE: 09-18-24
TIME: 13:34
PAGE: 19

25)	Total disbursements subject to overall LMI benefit (sum of lines 21, 22, 23 and 24)	\$17,005,405.24
26)	Percent Low and moderate income benefit, to date (line 21 / line 25)	96.05%

A. Sources of State CDBG Funds

1) State Allocation	\$24,311,690.00
2) Grant funds returned to line of credit	
3) Grant funds returned to local account	

B. State CDBG Resources by Use

4) Obligated to recipients	\$24,332,815.00
5) Set aside for State Administration	\$672,270.28
6) Set aside for Technical Assistance	

C. Expenditures of State CDBG Resources

7) Drawn for State Administration	\$672,270.28
8) Drawn for Technical Assistance	
9) Drawn for Section 108 Repayments	\$2,099,011.46
10) Drawn for all other activities	\$21,561,533.26
11) Disbursed for Coronavirus-related Activities	
12) Disbursed for Activities Not related to Coronavirus	\$24,332,815.00

D. Compliance with Public Service (PS) Cap

13) Disbursed in IDIS for ALL PS	\$2,775,945.51
14) Disbursed for Coronavirus-related Public Services	
15) Disbursed for Public Services Not related to Coronavirus	\$2,775,945.51
16) Percent of funds disbursed to date for PS (line 13 / line 1)	11.42%
17) Percent Disbursed for Coronavirus-related Public Services (line 14 / line 1)	0.00%
18) Percent Disbursed for Public Services Not related to Coronavirus (line 15 / line 1)	11.42%

E. Compliance with Planning and Administration (P/A) Cap

19) Disbursed in IDIS for P/A from Grant	\$4,771,198.87
20) Percent of funds disbursed to date for P/A (line 19 / line 1)	19.63%

F. Overall Low and Moderate Income Benefit

21) Drawn to Benefit LMI persons and households (minus noncountable amounts, line 22)	\$17,275,289.58
22) Noncountable amounts drawn: Non-LMI Portion of LMH activities	\$4,050.30
23) Drawn to Prevent/Eliminate Slum/Blight	
24) Drawn to Address Urgent Needs	\$183,264.79

IDIS - PR28

U.S. Department of Housing and Urban Development
Office of Community Planning and Development
Integrated Disbursement and Information System

DATE: 09-18-24
TIME: 13:34
PAGE: 21

25)	Total disbursements subject to overall LMI benefit (sum of lines 21, 22, 23 and 24)	\$17,462,604.67
26)	Percent Low and moderate income benefit, to date (line 21 / line 25)	98.93%

A. Sources of State CDBG Funds

1) State Allocation	\$26,111,449.00
2) Grant funds returned to line of credit	
3) Grant funds returned to local account	

B. State CDBG Resources by Use

4) Obligated to recipients	\$34,514,363.19
5) Set aside for State Administration	\$167,594.65
6) Set aside for Technical Assistance	

C. Expenditures of State CDBG Resources

7) Drawn for State Administration	\$167,594.65
8) Drawn for Technical Assistance	
9) Drawn for Section 108 Repayments	\$10,908,828.53
10) Drawn for all other activities	\$23,437,940.01
11) Disbursed for Coronavirus-related Activities	
12) Disbursed for Activities Not related to Coronavirus	\$34,514,363.19

D. Compliance with Public Service (PS) Cap

13) Disbursed in IDIS for ALL PS	\$2,785,516.84
14) Disbursed for Coronavirus-related Public Services	
15) Disbursed for Public Services Not related to Coronavirus	\$2,785,516.84
16) Percent of funds disbursed to date for PS (line 13 / line 1)	10.67%
17) Percent Disbursed for Coronavirus-related Public Services (line 14 / line 1)	0.00%
18) Percent Disbursed for Public Services Not related to Coronavirus (line 15 / line 1)	10.67%

E. Compliance with Planning and Administration (P/A) Cap

19) Disbursed in IDIS for P/A from Grant	\$4,230,640.94
20) Percent of funds disbursed to date for P/A (line 19 / line 1)	16.20%

F. Overall Low and Moderate Income Benefit

21) Drawn to Benefit LMI persons and households (minus noncountable amounts, line 22)	\$18,894,398.01
22) Noncountable amounts drawn: Non-LMI Portion of LMH activities	
23) Drawn to Prevent/Eliminate Slum/Blight	\$114,767.56
24) Drawn to Address Urgent Needs	\$271,046.90

IDIS - PR28

U.S. Department of Housing and Urban Development
Office of Community Planning and Development
Integrated Disbursement and Information System

DATE: 09-18-24
TIME: 13:34
PAGE: 23

25)	Total disbursements subject to overall LMI benefit (sum of lines 21, 22, 23 and 24)	\$19,280,212.47
26)	Percent Low and moderate income benefit, to date (line 21 / line 25)	98.00%

A. Sources of State CDBG Funds

1) State Allocation	\$27,793,428.00
2) Grant funds returned to line of credit	
3) Grant funds returned to local account	

B. State CDBG Resources by Use

4) Obligated to recipients	\$26,590,983.44
5) Set aside for State Administration	\$713,127.96
6) Set aside for Technical Assistance	

C. Expenditures of State CDBG Resources

7) Drawn for State Administration	\$713,127.96
8) Drawn for Technical Assistance	
9) Drawn for Section 108 Repayments	\$1,573,009.02
10) Drawn for all other activities	\$24,304,846.46
11) Disbursed for Coronavirus-related Activities	\$54,300.00
12) Disbursed for Activities Not related to Coronavirus	\$26,536,683.44

D. Compliance with Public Service (PS) Cap

13) Disbursed in IDIS for ALL PS	\$3,006,358.67
14) Disbursed for Coronavirus-related Public Services	
15) Disbursed for Public Services Not related to Coronavirus	\$3,006,358.67
16) Percent of funds disbursed to date for PS (line 13 / line 1)	10.82%
17) Percent Disbursed for Coronavirus-related Public Services (line 14 / line 1)	0.00%
18) Percent Disbursed for Public Services Not related to Coronavirus (line 15 / line 1)	10.82%

E. Compliance with Planning and Administration (P/A) Cap

19) Disbursed in IDIS for P/A from Grant	\$4,437,605.96
20) Percent of funds disbursed to date for P/A (line 19 / line 1)	15.97%

F. Overall Low and Moderate Income Benefit

21) Drawn to Benefit LMI persons and households (minus noncountable amounts, line 22)	\$20,293,585.94
22) Noncountable amounts drawn: Non-LMI Portion of LMH activities	
23) Drawn to Prevent/Eliminate Slum/Blight	
24) Drawn to Address Urgent Needs	\$286,782.52

IDIS - PR28

U.S. Department of Housing and Urban Development
Office of Community Planning and Development
Integrated Disbursement and Information System

DATE: 09-18-24
TIME: 13:34
PAGE: 25

25)	Total disbursements subject to overall LMI benefit (sum of lines 21, 22, 23 and 24)	\$20,580,368.46
26)	Percent Low and moderate income benefit, to date (line 21 / line 25)	98.61%

A. Sources of State CDBG Funds

1) State Allocation	\$28,348,407.00
2) Grant funds returned to line of credit	
3) Grant funds returned to local account	

B. State CDBG Resources by Use

4) Obligated to recipients	\$27,560,576.63
5) Set aside for State Administration	\$566,705.00
6) Set aside for Technical Assistance	\$116,800.29

C. Expenditures of State CDBG Resources

7) Drawn for State Administration	\$566,705.00
8) Drawn for Technical Assistance	\$116,800.29
9) Drawn for Section 108 Repayments	\$1,539,607.20
10) Drawn for all other activities	\$25,337,464.14
11) Disbursed for Coronavirus-related Activities	
12) Disbursed for Activities Not related to Coronavirus	\$27,560,576.63

D. Compliance with Public Service (PS) Cap

13) Disbursed in IDIS for ALL PS	\$2,809,255.35
14) Disbursed for Coronavirus-related Public Services	
15) Disbursed for Public Services Not related to Coronavirus	\$2,809,255.35
16) Percent of funds disbursed to date for PS (line 13 / line 1)	9.91%
17) Percent Disbursed for Coronavirus-related Public Services (line 14 / line 1)	0.00%
18) Percent Disbursed for Public Services Not related to Coronavirus (line 15 / line 1)	9.91%

E. Compliance with Planning and Administration (P/A) Cap

19) Disbursed in IDIS for P/A from Grant	\$4,582,566.30
20) Percent of funds disbursed to date for P/A (line 19 / line 1)	16.17%

F. Overall Low and Moderate Income Benefit

21) Drawn to Benefit LMI persons and households (minus noncountable amounts, line 22)	\$20,472,232.70
22) Noncountable amounts drawn: Non-LMI Portion of LMH activities	\$1,092.83
23) Drawn to Prevent/Eliminate Slum/Blight	
24) Drawn to Address Urgent Needs	\$848,277.31

IDIS - PR28

U.S. Department of Housing and Urban Development
Office of Community Planning and Development
Integrated Disbursement and Information System

DATE: 09-18-24
TIME: 13:34
PAGE: 27

25)	Total disbursements subject to overall LMI benefit (sum of lines 21, 22, 23 and 24)	\$21,321,602.84
26)	Percent Low and moderate income benefit, to date (line 21 / line 25)	96.02%

A. Sources of State CDBG Funds

1) State Allocation	\$43,698,507.00
2) Grant funds returned to line of credit	
3) Grant funds returned to local account	

B. State CDBG Resources by Use

4) Obligated to recipients	\$44,237,457.78
5) Set aside for State Administration	\$188,890.40
6) Set aside for Technical Assistance	

C. Expenditures of State CDBG Resources

7) Drawn for State Administration	\$188,890.40
8) Drawn for Technical Assistance	
9) Drawn for Section 108 Repayments	\$1,813,418.80
10) Drawn for all other activities	\$42,235,148.58
11) Disbursed for Coronavirus-related Activities	
12) Disbursed for Activities Not related to Coronavirus	\$44,237,457.78

D. Compliance with Public Service (PS) Cap

13) Disbursed in IDIS for ALL PS	\$4,961,611.59
14) Disbursed for Coronavirus-related Public Services	
15) Disbursed for Public Services Not related to Coronavirus	\$4,961,611.59
16) Percent of funds disbursed to date for PS (line 13 / line 1)	11.35%
17) Percent Disbursed for Coronavirus-related Public Services (line 14 / line 1)	0.00%
18) Percent Disbursed for Public Services Not related to Coronavirus (line 15 / line 1)	11.35%

E. Compliance with Planning and Administration (P/A) Cap

19) Disbursed in IDIS for P/A from Grant	\$5,421,402.00
20) Percent of funds disbursed to date for P/A (line 19 / line 1)	12.41%

F. Overall Low and Moderate Income Benefit

21) Drawn to Benefit LMI persons and households (minus noncountable amounts, line 22)	\$36,580,642.12
22) Noncountable amounts drawn: Non-LMI Portion of LMH activities	
23) Drawn to Prevent/Eliminate Slum/Blight	
24) Drawn to Address Urgent Needs	\$421,994.86

IDIS - PR28

U.S. Department of Housing and Urban Development
Office of Community Planning and Development
Integrated Disbursement and Information System

DATE: 09-18-24
TIME: 13:34
PAGE: 29

25)	Total disbursements subject to overall LMI benefit (sum of lines 21, 22, 23 and 24)	\$37,002,636.98
26)	Percent Low and moderate income benefit, to date (line 21 / line 25)	98.86%

A. Sources of State CDBG Funds

1) State Allocation	\$52,087,372.00
2) Grant funds returned to line of credit	
3) Grant funds returned to local account	

B. State CDBG Resources by Use

4) Obligated to recipients	\$51,024,102.38
5) Set aside for State Administration	\$162,659.46
6) Set aside for Technical Assistance	

C. Expenditures of State CDBG Resources

7) Drawn for State Administration	\$162,659.46
8) Drawn for Technical Assistance	
9) Drawn for Section 108 Repayments	\$1,039,681.00
10) Drawn for all other activities	\$50,056,265.57
11) Disbursed for Coronavirus-related Activities	
12) Disbursed for Activities Not related to Coronavirus	\$51,258,606.03

D. Compliance with Public Service (PS) Cap

13) Disbursed in IDIS for ALL PS	\$6,657,046.07
14) Disbursed for Coronavirus-related Public Services	
15) Disbursed for Public Services Not related to Coronavirus	\$6,657,046.07
16) Percent of funds disbursed to date for PS (line 13 / line 1)	12.78%
17) Percent Disbursed for Coronavirus-related Public Services (line 14 / line 1)	0.00%
18) Percent Disbursed for Public Services Not related to Coronavirus (line 15 / line 1)	12.78%

E. Compliance with Planning and Administration (P/A) Cap

19) Disbursed in IDIS for P/A from Grant	\$6,114,879.01
20) Percent of funds disbursed to date for P/A (line 19 / line 1)	11.74%

F. Overall Low and Moderate Income Benefit

21) Drawn to Benefit LMI persons and households (minus noncountable amounts, line 22)	\$43,654,171.94
22) Noncountable amounts drawn: Non-LMI Portion of LMH activities	
23) Drawn to Prevent/Eliminate Slum/Blight	
24) Drawn to Address Urgent Needs	\$215,370.43

IDIS - PR28

U.S. Department of Housing and Urban Development
Office of Community Planning and Development
Integrated Disbursement and Information System

DATE: 09-18-24
TIME: 13:34
PAGE: 31

25)	Total disbursements subject to overall LMI benefit (sum of lines 21, 22, 23 and 24)	\$43,869,542.37
26)	Percent Low and moderate income benefit, to date (line 21 / line 25)	99.51%

A. Sources of State CDBG Funds

1) State Allocation	\$47,805,716.00
2) Grant funds returned to line of credit	
3) Grant funds returned to local account	

B. State CDBG Resources by Use

4) Obligated to recipients	\$45,941,330.80
5) Set aside for State Administration	\$679,462.04
6) Set aside for Technical Assistance	

C. Expenditures of State CDBG Resources

7) Drawn for State Administration	\$679,462.04
8) Drawn for Technical Assistance	
9) Drawn for Section 108 Repayments	\$1,522,919.96
10) Drawn for all other activities	\$43,504,445.15
11) Disbursed for Coronavirus-related Activities	
12) Disbursed for Activities Not related to Coronavirus	\$45,706,827.15

D. Compliance with Public Service (PS) Cap

13) Disbursed in IDIS for ALL PS	\$5,472,619.79
14) Disbursed for Coronavirus-related Public Services	
15) Disbursed for Public Services Not related to Coronavirus	\$5,472,619.79
16) Percent of funds disbursed to date for PS (line 13 / line 1)	11.45%
17) Percent Disbursed for Coronavirus-related Public Services (line 14 / line 1)	0.00%
18) Percent Disbursed for Public Services Not related to Coronavirus (line 15 / line 1)	11.45%

E. Compliance with Planning and Administration (P/A) Cap

19) Disbursed in IDIS for P/A from Grant	\$5,821,060.29
20) Percent of funds disbursed to date for P/A (line 19 / line 1)	12.18%

F. Overall Low and Moderate Income Benefit

21) Drawn to Benefit LMI persons and households (minus noncountable amounts, line 22)	\$38,570,059.39
22) Noncountable amounts drawn: Non-LMI Portion of LMH activities	
23) Drawn to Prevent/Eliminate Slum/Blight	
24) Drawn to Address Urgent Needs	\$27,291.16

IDIS - PR28

U.S. Department of Housing and Urban Development
Office of Community Planning and Development
Integrated Disbursement and Information System

DATE: 09-18-24
TIME: 13:34
PAGE: 33

25)	Total disbursements subject to overall LMI benefit (sum of lines 21, 22, 23 and 24)	\$38,597,350.55
26)	Percent Low and moderate income benefit, to date (line 21 / line 25)	99.93%

A. Sources of State CDBG Funds

1) State Allocation	\$47,007,180.00
2) Grant funds returned to line of credit	
3) Grant funds returned to local account	

B. State CDBG Resources by Use

4) Obligated to recipients	\$46,626,450.06
5) Set aside for State Administration	\$998,921.16
6) Set aside for Technical Assistance	\$220,666.62

C. Expenditures of State CDBG Resources

7) Drawn for State Administration	\$998,921.16
8) Drawn for Technical Assistance	\$220,666.62
9) Drawn for Section 108 Repayments	\$864,500.00
10) Drawn for all other activities	\$44,542,362.28
11) Disbursed for Coronavirus-related Activities	
12) Disbursed for Activities Not related to Coronavirus	\$46,626,450.06

D. Compliance with Public Service (PS) Cap

13) Disbursed in IDIS for ALL PS	\$5,367,888.15
14) Disbursed for Coronavirus-related Public Services	
15) Disbursed for Public Services Not related to Coronavirus	\$5,367,888.15
16) Percent of funds disbursed to date for PS (line 13 / line 1)	11.42%
17) Percent Disbursed for Coronavirus-related Public Services (line 14 / line 1)	0.00%
18) Percent Disbursed for Public Services Not related to Coronavirus (line 15 / line 1)	11.42%

E. Compliance with Planning and Administration (P/A) Cap

19) Disbursed in IDIS for P/A from Grant	\$6,494,760.26
20) Percent of funds disbursed to date for P/A (line 19 / line 1)	13.82%

F. Overall Low and Moderate Income Benefit

21) Drawn to Benefit LMI persons and households (minus noncountable amounts, line 22)	\$38,991,990.74
22) Noncountable amounts drawn: Non-LMI Portion of LMH activities	
23) Drawn to Prevent/Eliminate Slum/Blight	
24) Drawn to Address Urgent Needs	\$54,532.44

IDIS - PR28

U.S. Department of Housing and Urban Development
Office of Community Planning and Development
Integrated Disbursement and Information System

DATE: 09-18-24
TIME: 13:34
PAGE: 35

25)	Total disbursements subject to overall LMI benefit (sum of lines 21, 22, 23 and 24)	\$39,046,523.18
26)	Percent Low and moderate income benefit, to date (line 21 / line 25)	99.86%

A. Sources of State CDBG Funds

1) State Allocation	\$48,180,177.00
2) Grant funds returned to line of credit	
3) Grant funds returned to local account	

B. State CDBG Resources by Use

4) Obligated to recipients	\$47,757,353.53
5) Set aside for State Administration	
6) Set aside for Technical Assistance	\$472,249.07

C. Expenditures of State CDBG Resources

7) Drawn for State Administration	
8) Drawn for Technical Assistance	\$472,249.07
9) Drawn for Section 108 Repayments	\$859,497.65
10) Drawn for all other activities	\$46,425,606.81
11) Disbursed for Coronavirus-related Activities	
12) Disbursed for Activities Not related to Coronavirus	\$47,757,353.53

D. Compliance with Public Service (PS) Cap

13) Disbursed in IDIS for ALL PS	\$5,443,003.63
14) Disbursed for Coronavirus-related Public Services	
15) Disbursed for Public Services Not related to Coronavirus	\$5,443,003.63
16) Percent of funds disbursed to date for PS (line 13 / line 1)	11.30%
17) Percent Disbursed for Coronavirus-related Public Services (line 14 / line 1)	0.00%
18) Percent Disbursed for Public Services Not related to Coronavirus (line 15 / line 1)	11.30%

E. Compliance with Planning and Administration (P/A) Cap

19) Disbursed in IDIS for P/A from Grant	\$6,400,504.78
20) Percent of funds disbursed to date for P/A (line 19 / line 1)	13.28%

F. Overall Low and Moderate Income Benefit

21) Drawn to Benefit LMI persons and households (minus noncountable amounts, line 22)	\$40,025,102.03
22) Noncountable amounts drawn: Non-LMI Portion of LMH activities	
23) Drawn to Prevent/Eliminate Slum/Blight	
24) Drawn to Address Urgent Needs	

IDIS - PR28

U.S. Department of Housing and Urban Development
Office of Community Planning and Development
Integrated Disbursement and Information System

DATE: 09-18-24
TIME: 13:34
PAGE: 37

25)	Total disbursements subject to overall LMI benefit (sum of lines 21, 22, 23 and 24)	\$40,025,102.03
26)	Percent Low and moderate income benefit, to date (line 21 / line 25)	100.00%

A. Sources of State CDBG Funds

1) State Allocation	\$47,882,186.00
2) Grant funds returned to line of credit	
3) Grant funds returned to local account	

B. State CDBG Resources by Use

4) Obligated to recipients	\$47,629,186.06
5) Set aside for State Administration	
6) Set aside for Technical Assistance	\$380,605.32

C. Expenditures of State CDBG Resources

7) Drawn for State Administration	
8) Drawn for Technical Assistance	\$380,605.32
9) Drawn for Section 108 Repayments	\$548,840.80
10) Drawn for all other activities	\$46,699,739.94
11) Disbursed for Coronavirus-related Activities	
12) Disbursed for Activities Not related to Coronavirus	\$47,629,186.06

D. Compliance with Public Service (PS) Cap

13) Disbursed in IDIS for ALL PS	\$4,891,462.31
14) Disbursed for Coronavirus-related Public Services	
15) Disbursed for Public Services Not related to Coronavirus	\$4,891,462.31
16) Percent of funds disbursed to date for PS (line 13 / line 1)	10.22%
17) Percent Disbursed for Coronavirus-related Public Services (line 14 / line 1)	0.00%
18) Percent Disbursed for Public Services Not related to Coronavirus (line 15 / line 1)	10.22%

E. Compliance with Planning and Administration (P/A) Cap

19) Disbursed in IDIS for P/A from Grant	\$7,112,162.45
20) Percent of funds disbursed to date for P/A (line 19 / line 1)	14.85%

F. Overall Low and Moderate Income Benefit

21) Drawn to Benefit LMI persons and households (minus noncountable amounts, line 22)	\$39,587,577.49
22) Noncountable amounts drawn: Non-LMI Portion of LMH activities	
23) Drawn to Prevent/Eliminate Slum/Blight	
24) Drawn to Address Urgent Needs	

IDIS - PR28

U.S. Department of Housing and Urban Development
Office of Community Planning and Development
Integrated Disbursement and Information System

DATE: 09-18-24
TIME: 13:34
PAGE: 39

25)	Total disbursements subject to overall LMI benefit (sum of lines 21, 22, 23 and 24)	\$39,587,577.49
26)	Percent Low and moderate income benefit, to date (line 21 / line 25)	100.00%

A. Sources of State CDBG Funds

1) State Allocation	\$53,094,663.00
2) Grant funds returned to line of credit	
3) Grant funds returned to local account	

B. State CDBG Resources by Use

4) Obligated to recipients	\$52,754,558.59
5) Set aside for State Administration	
6) Set aside for Technical Assistance	\$99,854.78

C. Expenditures of State CDBG Resources

7) Drawn for State Administration	
8) Drawn for Technical Assistance	\$99,854.78
9) Drawn for Section 108 Repayments	\$310,570.00
10) Drawn for all other activities	\$52,344,133.81
11) Disbursed for Coronavirus-related Activities	
12) Disbursed for Activities Not related to Coronavirus	\$52,754,558.59

D. Compliance with Public Service (PS) Cap

13) Disbursed in IDIS for ALL PS	\$4,486,857.33
14) Disbursed for Coronavirus-related Public Services	
15) Disbursed for Public Services Not related to Coronavirus	\$4,486,857.33
16) Percent of funds disbursed to date for PS (line 13 / line 1)	8.45%
17) Percent Disbursed for Coronavirus-related Public Services (line 14 / line 1)	0.00%
18) Percent Disbursed for Public Services Not related to Coronavirus (line 15 / line 1)	8.45%

E. Compliance with Planning and Administration (P/A) Cap

19) Disbursed in IDIS for P/A from Grant	\$8,264,105.35
20) Percent of funds disbursed to date for P/A (line 19 / line 1)	15.56%

F. Overall Low and Moderate Income Benefit

21) Drawn to Benefit LMI persons and households (minus noncountable amounts, line 22)	\$44,080,028.46
22) Noncountable amounts drawn: Non-LMI Portion of LMH activities	
23) Drawn to Prevent/Eliminate Slum/Blight	
24) Drawn to Address Urgent Needs	

IDIS - PR28

U.S. Department of Housing and Urban Development
Office of Community Planning and Development
Integrated Disbursement and Information System

DATE: 09-18-24
TIME: 13:34
PAGE: 41

25)	Total disbursements subject to overall LMI benefit (sum of lines 21, 22, 23 and 24)	\$44,080,028.46
26)	Percent Low and moderate income benefit, to date (line 21 / line 25)	100.00%

A. Sources of State CDBG Funds

1) State Allocation	\$55,726,006.00
2) Grant funds returned to line of credit	
3) Grant funds returned to local account	

B. State CDBG Resources by Use

4) Obligated to recipients	\$56,027,280.73
5) Set aside for State Administration	
6) Set aside for Technical Assistance	

C. Expenditures of State CDBG Resources

7) Drawn for State Administration	
8) Drawn for Technical Assistance	
9) Drawn for Section 108 Repayments	\$547,618.80
10) Drawn for all other activities	\$55,479,661.93
11) Disbursed for Coronavirus-related Activities	
12) Disbursed for Activities Not related to Coronavirus	\$56,027,280.73

D. Compliance with Public Service (PS) Cap

13) Disbursed in IDIS for ALL PS	\$4,423,338.63
14) Disbursed for Coronavirus-related Public Services	
15) Disbursed for Public Services Not related to Coronavirus	\$4,423,338.63
16) Percent of funds disbursed to date for PS (line 13 / line 1)	7.94%
17) Percent Disbursed for Coronavirus-related Public Services (line 14 / line 1)	0.00%
18) Percent Disbursed for Public Services Not related to Coronavirus (line 15 / line 1)	7.94%

E. Compliance with Planning and Administration (P/A) Cap

19) Disbursed in IDIS for P/A from Grant	\$8,430,841.06
20) Percent of funds disbursed to date for P/A (line 19 / line 1)	15.13%

F. Overall Low and Moderate Income Benefit

21) Drawn to Benefit LMI persons and households (minus noncountable amounts, line 22)	\$47,048,820.87
22) Noncountable amounts drawn: Non-LMI Portion of LMH activities	
23) Drawn to Prevent/Eliminate Slum/Blight	
24) Drawn to Address Urgent Needs	

IDIS - PR28

U.S. Department of Housing and Urban Development
Office of Community Planning and Development
Integrated Disbursement and Information System

DATE: 09-18-24
TIME: 13:34
PAGE: 43

25)	Total disbursements subject to overall LMI benefit (sum of lines 21, 22, 23 and 24)	\$47,048,820.87
26)	Percent Low and moderate income benefit, to date (line 21 / line 25)	100.00%

A. Sources of State CDBG Funds

1) State Allocation	\$63,574,000.00
2) Grant funds returned to line of credit	
3) Grant funds returned to local account	

B. State CDBG Resources by Use

4) Obligated to recipients	\$62,131,222.66
5) Set aside for State Administration	
6) Set aside for Technical Assistance	

C. Expenditures of State CDBG Resources

7) Drawn for State Administration	
8) Drawn for Technical Assistance	
9) Drawn for Section 108 Repayments	\$937,215.00
10) Drawn for all other activities	\$61,194,007.66
11) Disbursed for Coronavirus-related Activities	
12) Disbursed for Activities Not related to Coronavirus	\$62,131,222.66

D. Compliance with Public Service (PS) Cap

13) Disbursed in IDIS for ALL PS	\$5,303,189.58
14) Disbursed for Coronavirus-related Public Services	
15) Disbursed for Public Services Not related to Coronavirus	\$5,303,189.58
16) Percent of funds disbursed to date for PS (line 13 / line 1)	8.34%
17) Percent Disbursed for Coronavirus-related Public Services (line 14 / line 1)	0.00%
18) Percent Disbursed for Public Services Not related to Coronavirus (line 15 / line 1)	8.34%

E. Compliance with Planning and Administration (P/A) Cap

19) Disbursed in IDIS for P/A from Grant	\$9,811,965.85
20) Percent of funds disbursed to date for P/A (line 19 / line 1)	15.43%

F. Overall Low and Moderate Income Benefit

21) Drawn to Benefit LMI persons and households (minus noncountable amounts, line 22)	\$51,322,397.89
22) Noncountable amounts drawn: Non-LMI Portion of LMH activities	\$18,027.92
23) Drawn to Prevent/Eliminate Slum/Blight	
24) Drawn to Address Urgent Needs	\$41,616.00

IDIS - PR28

U.S. Department of Housing and Urban Development
Office of Community Planning and Development
Integrated Disbursement and Information System

DATE: 09-18-24
TIME: 13:34
PAGE: 45

25)	Total disbursements subject to overall LMI benefit (sum of lines 21, 22, 23 and 24)	\$51,382,041.81
26)	Percent Low and moderate income benefit, to date (line 21 / line 25)	99.88%

A. Sources of State CDBG Funds

1) State Allocation	\$58,353,000.00
2) Grant funds returned to line of credit	
3) Grant funds returned to local account	

B. State CDBG Resources by Use

4) Obligated to recipients	\$58,056,386.96
5) Set aside for State Administration	
6) Set aside for Technical Assistance	

C. Expenditures of State CDBG Resources

7) Drawn for State Administration	
8) Drawn for Technical Assistance	
9) Drawn for Section 108 Repayments	\$1,403,048.50
10) Drawn for all other activities	\$56,653,338.46
11) Disbursed for Coronavirus-related Activities	
12) Disbursed for Activities Not related to Coronavirus	\$58,056,386.96

D. Compliance with Public Service (PS) Cap

13) Disbursed in IDIS for ALL PS	\$5,176,393.38
14) Disbursed for Coronavirus-related Public Services	
15) Disbursed for Public Services Not related to Coronavirus	\$5,176,393.38
16) Percent of funds disbursed to date for PS (line 13 / line 1)	8.87%
17) Percent Disbursed for Coronavirus-related Public Services (line 14 / line 1)	0.00%
18) Percent Disbursed for Public Services Not related to Coronavirus (line 15 / line 1)	8.87%

E. Compliance with Planning and Administration (P/A) Cap

19) Disbursed in IDIS for P/A from Grant	\$8,531,343.34
20) Percent of funds disbursed to date for P/A (line 19 / line 1)	14.62%

F. Overall Low and Moderate Income Benefit

21) Drawn to Benefit LMI persons and households (minus noncountable amounts, line 22)	\$47,970,997.36
22) Noncountable amounts drawn: Non-LMI Portion of LMH activities	\$440.00
23) Drawn to Prevent/Eliminate Slum/Blight	
24) Drawn to Address Urgent Needs	\$150,557.76

IDIS - PR28

U.S. Department of Housing and Urban Development
Office of Community Planning and Development
Integrated Disbursement and Information System

DATE: 09-18-24
TIME: 13:34
PAGE: 47

25)	Total disbursements subject to overall LMI benefit (sum of lines 21, 22, 23 and 24)	\$48,121,995.12
26)	Percent Low and moderate income benefit, to date (line 21 / line 25)	99.69%

A. Sources of State CDBG Funds

1) State Allocation	\$58,542,000.00
2) Grant funds returned to line of credit	
3) Grant funds returned to local account	

B. State CDBG Resources by Use

4) Obligated to recipients	\$57,575,963.78
5) Set aside for State Administration	
6) Set aside for Technical Assistance	

C. Expenditures of State CDBG Resources

7) Drawn for State Administration	
8) Drawn for Technical Assistance	
9) Drawn for Section 108 Repayments	\$1,945,493.93
10) Drawn for all other activities	\$55,630,469.85
11) Disbursed for Coronavirus-related Activities	
12) Disbursed for Activities Not related to Coronavirus	\$57,575,963.78

D. Compliance with Public Service (PS) Cap

13) Disbursed in IDIS for ALL PS	\$3,139,460.83
14) Disbursed for Coronavirus-related Public Services	
15) Disbursed for Public Services Not related to Coronavirus	\$3,139,460.83
16) Percent of funds disbursed to date for PS (line 13 / line 1)	5.36%
17) Percent Disbursed for Coronavirus-related Public Services (line 14 / line 1)	0.00%
18) Percent Disbursed for Public Services Not related to Coronavirus (line 15 / line 1)	5.36%

E. Compliance with Planning and Administration (P/A) Cap

19) Disbursed in IDIS for P/A from Grant	\$8,127,059.13
20) Percent of funds disbursed to date for P/A (line 19 / line 1)	13.88%

F. Overall Low and Moderate Income Benefit

21) Drawn to Benefit LMI persons and households (minus noncountable amounts, line 22)	\$46,972,402.44
22) Noncountable amounts drawn: Non-LMI Portion of LMH activities	\$3,562.24
23) Drawn to Prevent/Eliminate Slum/Blight	
24) Drawn to Address Urgent Needs	\$527,446.04

IDIS - PR28

U.S. Department of Housing and Urban Development
Office of Community Planning and Development
Integrated Disbursement and Information System

DATE: 09-18-24
TIME: 13:34
PAGE: 49

25)	Total disbursements subject to overall LMI benefit (sum of lines 21, 22, 23 and 24)	\$47,503,410.72
26)	Percent Low and moderate income benefit, to date (line 21 / line 25)	98.88%

A. Sources of State CDBG Funds

1) State Allocation	\$56,160,000.00
2) Grant funds returned to line of credit	
3) Grant funds returned to local account	

B. State CDBG Resources by Use

4) Obligated to recipients	\$56,178,030.98
5) Set aside for State Administration	
6) Set aside for Technical Assistance	

C. Expenditures of State CDBG Resources

7) Drawn for State Administration	
8) Drawn for Technical Assistance	
9) Drawn for Section 108 Repayments	\$1,536,692.25
10) Drawn for all other activities	\$54,641,338.73
11) Disbursed for Coronavirus-related Activities	
12) Disbursed for Activities Not related to Coronavirus	\$56,178,030.98

D. Compliance with Public Service (PS) Cap

13) Disbursed in IDIS for ALL PS	\$3,871,868.73
14) Disbursed for Coronavirus-related Public Services	
15) Disbursed for Public Services Not related to Coronavirus	\$3,871,868.73
16) Percent of funds disbursed to date for PS (line 13 / line 1)	6.89%
17) Percent Disbursed for Coronavirus-related Public Services (line 14 / line 1)	0.00%
18) Percent Disbursed for Public Services Not related to Coronavirus (line 15 / line 1)	6.89%

E. Compliance with Planning and Administration (P/A) Cap

19) Disbursed in IDIS for P/A from Grant	\$7,865,422.16
20) Percent of funds disbursed to date for P/A (line 19 / line 1)	14.01%

F. Overall Low and Moderate Income Benefit

21) Drawn to Benefit LMI persons and households (minus noncountable amounts, line 22)	\$46,065,695.03
22) Noncountable amounts drawn: Non-LMI Portion of LMH activities	
23) Drawn to Prevent/Eliminate Slum/Blight	
24) Drawn to Address Urgent Needs	\$710,221.54

IDIS - PR28

U.S. Department of Housing and Urban Development
Office of Community Planning and Development
Integrated Disbursement and Information System

DATE: 09-18-24
TIME: 13:34
PAGE: 51

25)	Total disbursements subject to overall LMI benefit (sum of lines 21, 22, 23 and 24)	\$46,775,916.57
26)	Percent Low and moderate income benefit, to date (line 21 / line 25)	98.48%

A. Sources of State CDBG Funds

1) State Allocation	\$58,762,000.00
2) Grant funds returned to line of credit	
3) Grant funds returned to local account	

B. State CDBG Resources by Use

4) Obligated to recipients	\$51,240,347.51
5) Set aside for State Administration	
6) Set aside for Technical Assistance	

C. Expenditures of State CDBG Resources

7) Drawn for State Administration	
8) Drawn for Technical Assistance	
9) Drawn for Section 108 Repayments	\$15,121.57
10) Drawn for all other activities	\$51,225,225.94
11) Disbursed for Coronavirus-related Activities	
12) Disbursed for Activities Not related to Coronavirus	\$51,240,347.51

D. Compliance with Public Service (PS) Cap

13) Disbursed in IDIS for ALL PS	\$3,029,908.17
14) Disbursed for Coronavirus-related Public Services	
15) Disbursed for Public Services Not related to Coronavirus	\$3,029,908.17
16) Percent of funds disbursed to date for PS (line 13 / line 1)	5.16%
17) Percent Disbursed for Coronavirus-related Public Services (line 14 / line 1)	0.00%
18) Percent Disbursed for Public Services Not related to Coronavirus (line 15 / line 1)	5.16%

E. Compliance with Planning and Administration (P/A) Cap

19) Disbursed in IDIS for P/A from Grant	\$6,169,312.64
20) Percent of funds disbursed to date for P/A (line 19 / line 1)	10.50%

F. Overall Low and Moderate Income Benefit

21) Drawn to Benefit LMI persons and households (minus noncountable amounts, line 22)	\$44,857,848.28
22) Noncountable amounts drawn: Non-LMI Portion of LMH activities	
23) Drawn to Prevent/Eliminate Slum/Blight	
24) Drawn to Address Urgent Needs	\$54,752.62

IDIS - PR28

U.S. Department of Housing and Urban Development
Office of Community Planning and Development
Integrated Disbursement and Information System

DATE: 09-18-24
TIME: 13:34
PAGE: 53

25)	Total disbursements subject to overall LMI benefit (sum of lines 21, 22, 23 and 24)	\$44,912,600.90
26)	Percent Low and moderate income benefit, to date (line 21 / line 25)	99.88%

A. Sources of State CDBG Funds

1) State Allocation	\$58,216,000.00
2) Grant funds returned to line of credit	
3) Grant funds returned to local account	

B. State CDBG Resources by Use

4) Obligated to recipients	\$30,941,569.46
5) Set aside for State Administration	
6) Set aside for Technical Assistance	

C. Expenditures of State CDBG Resources

7) Drawn for State Administration	
8) Drawn for Technical Assistance	
9) Drawn for Section 108 Repayments	
10) Drawn for all other activities	\$30,941,569.46
11) Disbursed for Coronavirus-related Activities	
12) Disbursed for Activities Not related to Coronavirus	\$30,941,569.46

D. Compliance with Public Service (PS) Cap

13) Disbursed in IDIS for ALL PS	\$914,005.08
14) Disbursed for Coronavirus-related Public Services	
15) Disbursed for Public Services Not related to Coronavirus	\$914,005.08
16) Percent of funds disbursed to date for PS (line 13 / line 1)	1.57%
17) Percent Disbursed for Coronavirus-related Public Services (line 14 / line 1)	0.00%
18) Percent Disbursed for Public Services Not related to Coronavirus (line 15 / line 1)	1.57%

E. Compliance with Planning and Administration (P/A) Cap

19) Disbursed in IDIS for P/A from Grant	\$1,922,077.57
20) Percent of funds disbursed to date for P/A (line 19 / line 1)	3.30%

F. Overall Low and Moderate Income Benefit

21) Drawn to Benefit LMI persons and households (minus noncountable amounts, line 22)	\$28,424,964.96
22) Noncountable amounts drawn: Non-LMI Portion of LMH activities	
23) Drawn to Prevent/Eliminate Slum/Blight	
24) Drawn to Address Urgent Needs	\$7,500.00

IDIS - PR28

U.S. Department of Housing and Urban Development
Office of Community Planning and Development
Integrated Disbursement and Information System

DATE: 09-18-24
TIME: 13:34
PAGE: 55

25)	Total disbursements subject to overall LMI benefit (sum of lines 21, 22, 23 and 24)	\$28,432,464.96
26)	Percent Low and moderate income benefit, to date (line 21 / line 25)	99.97%

A. Sources of State CDBG Funds

1) State Allocation	\$62,245,000.00
2) Grant funds returned to line of credit	
3) Grant funds returned to local account	

B. State CDBG Resources by Use

4) Obligated to recipients	\$80,382,597.13
5) Set aside for State Administration	
6) Set aside for Technical Assistance	

C. Expenditures of State CDBG Resources

7) Drawn for State Administration	
8) Drawn for Technical Assistance	
9) Drawn for Section 108 Repayments	
10) Drawn for all other activities	\$80,382,597.13
11) Disbursed for Coronavirus-related Activities	
12) Disbursed for Activities Not related to Coronavirus	\$80,382,597.13

D. Compliance with Public Service (PS) Cap

13) Disbursed in IDIS for ALL PS	\$208,080.88
14) Disbursed for Coronavirus-related Public Services	
15) Disbursed for Public Services Not related to Coronavirus	\$208,080.88
16) Percent of funds disbursed to date for PS (line 13 / line 1)	0.33%
17) Percent Disbursed for Coronavirus-related Public Services (line 14 / line 1)	0.00%
18) Percent Disbursed for Public Services Not related to Coronavirus (line 15 / line 1)	0.33%

E. Compliance with Planning and Administration (P/A) Cap

19) Disbursed in IDIS for P/A from Grant	\$1,020,119.21
20) Percent of funds disbursed to date for P/A (line 19 / line 1)	1.64%

F. Overall Low and Moderate Income Benefit

21) Drawn to Benefit LMI persons and households (minus noncountable amounts, line 22)	\$17,007,120.29
22) Noncountable amounts drawn: Non-LMI Portion of LMH activities	\$2,222.83
23) Drawn to Prevent/Eliminate Slum/Blight	
24) Drawn to Address Urgent Needs	\$129,954.85

IDIS - PR28

U.S. Department of Housing and Urban Development
Office of Community Planning and Development
Integrated Disbursement and Information System

DATE: 09-18-24
TIME: 13:34
PAGE: 57

25)	Total disbursements subject to overall LMI benefit (sum of lines 21, 22, 23 and 24)	\$17,139,297.97
26)	Percent Low and moderate income benefit, to date (line 21 / line 25)	99.23%

A. Sources of State CDBG Funds

1) State Allocation	\$64,262,000.00
2) Grant funds returned to line of credit	
3) Grant funds returned to local account	

B. State CDBG Resources by Use

4) Obligated to recipients	\$69,115,473.70
5) Set aside for State Administration	
6) Set aside for Technical Assistance	

C. Expenditures of State CDBG Resources

7) Drawn for State Administration	
8) Drawn for Technical Assistance	
9) Drawn for Section 108 Repayments	
10) Drawn for all other activities	\$69,115,473.70
11) Disbursed for Coronavirus-related Activities	
12) Disbursed for Activities Not related to Coronavirus	\$69,115,473.70

D. Compliance with Public Service (PS) Cap

13) Disbursed in IDIS for ALL PS	\$585.00
14) Disbursed for Coronavirus-related Public Services	
15) Disbursed for Public Services Not related to Coronavirus	\$585.00
16) Percent of funds disbursed to date for PS (line 13 / line 1)	0.00%
17) Percent Disbursed for Coronavirus-related Public Services (line 14 / line 1)	0.00%
18) Percent Disbursed for Public Services Not related to Coronavirus (line 15 / line 1)	0.00%

E. Compliance with Planning and Administration (P/A) Cap

19) Disbursed in IDIS for P/A from Grant	\$317,991.75
20) Percent of funds disbursed to date for P/A (line 19 / line 1)	0.49%

F. Overall Low and Moderate Income Benefit

21) Drawn to Benefit LMI persons and households (minus noncountable amounts, line 22)	\$4,475,481.95
22) Noncountable amounts drawn: Non-LMI Portion of LMH activities	
23) Drawn to Prevent/Eliminate Slum/Blight	
24) Drawn to Address Urgent Needs	\$60,000.00

IDIS - PR28

U.S. Department of Housing and Urban Development
Office of Community Planning and Development
Integrated Disbursement and Information System

DATE: 09-18-24
TIME: 13:34
PAGE: 59

25)	Total disbursements subject to overall LMI benefit (sum of lines 21, 22, 23 and 24)	\$4,535,481.95
26)	Percent Low and moderate income benefit, to date (line 21 / line 25)	98.68%

U.S. Department of Housing and Urban Development
Office of Community Planning and Development
Integrated Disbursement and Information System
Grant Number B95DC720001

DATE: 09-18-24
TIME: 13:34
PAGE: 60

A. Sources of State CDBG Funds

1) State Allocation	\$65,697,000.00
2) Grant funds returned to line of credit	
3) Grant funds returned to local account	

B. State CDBG Resources by Use

4) Obligated to recipients	\$70,170,465.43
5) Set aside for State Administration	
6) Set aside for Technical Assistance	

C. Expenditures of State CDBG Resources

7) Drawn for State Administration	
8) Drawn for Technical Assistance	
9) Drawn for Section 108 Repayments	
10) Drawn for all other activities	\$70,170,465.43
11) Disbursed for Coronavirus-related Activities	
12) Disbursed for Activities Not related to Coronavirus	\$70,170,465.43

D. Compliance with Public Service (PS) Cap

13) Disbursed in IDIS for ALL PS	\$174,075.52
14) Disbursed for Coronavirus-related Public Services	
15) Disbursed for Public Services Not related to Coronavirus	\$174,075.52
16) Percent of funds disbursed to date for PS (line 13 / line 1)	0.26%
17) Percent Disbursed for Coronavirus-related Public Services (line 14 / line 1)	0.00%
18) Percent Disbursed for Public Services Not related to Coronavirus (line 15 / line 1)	0.26%

E. Compliance with Planning and Administration (P/A) Cap

19) Disbursed in IDIS for P/A from Grant	\$302,632.88
20) Percent of funds disbursed to date for P/A (line 19 / line 1)	0.46%

F. Overall Low and Moderate Income Benefit

21) Drawn to Benefit LMI persons and households (minus noncountable amounts, line 22)	\$4,170,832.55
22) Noncountable amounts drawn: Non-LMI Portion of LMH activities	
23) Drawn to Prevent/Eliminate Slum/Blight	
24) Drawn to Address Urgent Needs	

IDIS - PR28

U.S. Department of Housing and Urban Development
Office of Community Planning and Development
Integrated Disbursement and Information System

DATE: 09-18-24
TIME: 13:34
PAGE: 61

25)	Total disbursements subject to overall LMI benefit (sum of lines 21, 22, 23 and 24)	\$4,170,832.55
26)	Percent Low and moderate income benefit, to date (line 21 / line 25)	100.00%

A. Sources of State CDBG Funds

1) State Allocation	\$65,461,000.00
2) Grant funds returned to line of credit	
3) Grant funds returned to local account	

B. State CDBG Resources by Use

4) Obligated to recipients	\$69,314,690.53
5) Set aside for State Administration	
6) Set aside for Technical Assistance	

C. Expenditures of State CDBG Resources

7) Drawn for State Administration	
8) Drawn for Technical Assistance	
9) Drawn for Section 108 Repayments	
10) Drawn for all other activities	\$69,314,690.53
11) Disbursed for Coronavirus-related Activities	
12) Disbursed for Activities Not related to Coronavirus	\$69,314,690.53

D. Compliance with Public Service (PS) Cap

13) Disbursed in IDIS for ALL PS	\$267.38
14) Disbursed for Coronavirus-related Public Services	
15) Disbursed for Public Services Not related to Coronavirus	\$267.38
16) Percent of funds disbursed to date for PS (line 13 / line 1)	0.00%
17) Percent Disbursed for Coronavirus-related Public Services (line 14 / line 1)	0.00%
18) Percent Disbursed for Public Services Not related to Coronavirus (line 15 / line 1)	0.00%

E. Compliance with Planning and Administration (P/A) Cap

19) Disbursed in IDIS for P/A from Grant	\$156,120.18
20) Percent of funds disbursed to date for P/A (line 19 / line 1)	0.24%

F. Overall Low and Moderate Income Benefit

21) Drawn to Benefit LMI persons and households (minus noncountable amounts, line 22)	\$3,697,570.35
22) Noncountable amounts drawn: Non-LMI Portion of LMH activities	
23) Drawn to Prevent/Eliminate Slum/Blight	
24) Drawn to Address Urgent Needs	

IDIS - PR28

U.S. Department of Housing and Urban Development
Office of Community Planning and Development
Integrated Disbursement and Information System

DATE: 09-18-24
TIME: 13:34
PAGE: 63

25)	Total disbursements subject to overall LMI benefit (sum of lines 21, 22, 23 and 24)	\$3,697,570.35
26)	Percent Low and moderate income benefit, to date (line 21 / line 25)	100.00%

A. Sources of State CDBG Funds

1) State Allocation	\$61,514,000.00
2) Grant funds returned to line of credit	
3) Grant funds returned to local account	

B. State CDBG Resources by Use

4) Obligated to recipients	\$64,020,028.51
5) Set aside for State Administration	
6) Set aside for Technical Assistance	

C. Expenditures of State CDBG Resources

7) Drawn for State Administration	
8) Drawn for Technical Assistance	
9) Drawn for Section 108 Repayments	
10) Drawn for all other activities	\$64,020,028.51
11) Disbursed for Coronavirus-related Activities	
12) Disbursed for Activities Not related to Coronavirus	\$64,020,028.51

D. Compliance with Public Service (PS) Cap

13) Disbursed in IDIS for ALL PS	\$81,584.37
14) Disbursed for Coronavirus-related Public Services	
15) Disbursed for Public Services Not related to Coronavirus	\$81,584.37
16) Percent of funds disbursed to date for PS (line 13 / line 1)	0.13%
17) Percent Disbursed for Coronavirus-related Public Services (line 14 / line 1)	0.00%
18) Percent Disbursed for Public Services Not related to Coronavirus (line 15 / line 1)	0.13%

E. Compliance with Planning and Administration (P/A) Cap

19) Disbursed in IDIS for P/A from Grant	\$212,325.17
20) Percent of funds disbursed to date for P/A (line 19 / line 1)	0.35%

F. Overall Low and Moderate Income Benefit

21) Drawn to Benefit LMI persons and households (minus noncountable amounts, line 22)	\$2,293,703.34
22) Noncountable amounts drawn: Non-LMI Portion of LMH activities	
23) Drawn to Prevent/Eliminate Slum/Blight	
24) Drawn to Address Urgent Needs	

IDIS - PR28

U.S. Department of Housing and Urban Development
Office of Community Planning and Development
Integrated Disbursement and Information System

DATE: 09-18-24
TIME: 13:34
PAGE: 65

25)	Total disbursements subject to overall LMI benefit (sum of lines 21, 22, 23 and 24)	\$2,293,703.34
26)	Percent Low and moderate income benefit, to date (line 21 / line 25)	100.00%

A. Sources of State CDBG Funds

1) State Allocation	\$54,938,000.00
2) Grant funds returned to line of credit	
3) Grant funds returned to local account	

B. State CDBG Resources by Use

4) Obligated to recipients	\$54,986,413.48
5) Set aside for State Administration	
6) Set aside for Technical Assistance	

C. Expenditures of State CDBG Resources

7) Drawn for State Administration	
8) Drawn for Technical Assistance	
9) Drawn for Section 108 Repayments	
10) Drawn for all other activities	\$54,986,413.48
11) Disbursed for Coronavirus-related Activities	
12) Disbursed for Activities Not related to Coronavirus	\$54,986,413.48

D. Compliance with Public Service (PS) Cap

13) Disbursed in IDIS for ALL PS	
14) Disbursed for Coronavirus-related Public Services	
15) Disbursed for Public Services Not related to Coronavirus	
16) Percent of funds disbursed to date for PS (line 13 / line 1)	0.00%
17) Percent Disbursed for Coronavirus-related Public Services (line 14 / line 1)	0.00%
18) Percent Disbursed for Public Services Not related to Coronavirus (line 15 / line 1)	0.00%

E. Compliance with Planning and Administration (P/A) Cap

19) Disbursed in IDIS for P/A from Grant	\$14,441.04
20) Percent of funds disbursed to date for P/A (line 19 / line 1)	0.03%

F. Overall Low and Moderate Income Benefit

21) Drawn to Benefit LMI persons and households (minus noncountable amounts, line 22)	\$33,972.44
22) Noncountable amounts drawn: Non-LMI Portion of LMH activities	
23) Drawn to Prevent/Eliminate Slum/Blight	
24) Drawn to Address Urgent Needs	

IDIS - PR28

U.S. Department of Housing and Urban Development
Office of Community Planning and Development
Integrated Disbursement and Information System

DATE: 09-18-24
TIME: 13:34
PAGE: 67

25)	Total disbursements subject to overall LMI benefit (sum of lines 21, 22, 23 and 24)	\$33,972.44
26)	Percent Low and moderate income benefit, to date (line 21 / line 25)	100.00%

A. Sources of State CDBG Funds

1) State Allocation	\$52,631,000.00
2) Grant funds returned to line of credit	
3) Grant funds returned to local account	

B. State CDBG Resources by Use

4) Obligated to recipients	\$53,086,000.96
5) Set aside for State Administration	
6) Set aside for Technical Assistance	

C. Expenditures of State CDBG Resources

7) Drawn for State Administration	
8) Drawn for Technical Assistance	
9) Drawn for Section 108 Repayments	
10) Drawn for all other activities	\$53,086,000.96
11) Disbursed for Coronavirus-related Activities	
12) Disbursed for Activities Not related to Coronavirus	\$53,086,000.96

D. Compliance with Public Service (PS) Cap

13) Disbursed in IDIS for ALL PS	
14) Disbursed for Coronavirus-related Public Services	
15) Disbursed for Public Services Not related to Coronavirus	
16) Percent of funds disbursed to date for PS (line 13 / line 1)	0.00%
17) Percent Disbursed for Coronavirus-related Public Services (line 14 / line 1)	0.00%
18) Percent Disbursed for Public Services Not related to Coronavirus (line 15 / line 1)	0.00%

E. Compliance with Planning and Administration (P/A) Cap

19) Disbursed in IDIS for P/A from Grant	\$3,546.32
20) Percent of funds disbursed to date for P/A (line 19 / line 1)	0.01%

F. Overall Low and Moderate Income Benefit

21) Drawn to Benefit LMI persons and households (minus noncountable amounts, line 22)	\$451,454.64
22) Noncountable amounts drawn: Non-LMI Portion of LMH activities	
23) Drawn to Prevent/Eliminate Slum/Blight	
24) Drawn to Address Urgent Needs	

IDIS - PR28

U.S. Department of Housing and Urban Development
Office of Community Planning and Development
Integrated Disbursement and Information System

DATE: 09-18-24
TIME: 13:34
PAGE: 69

25)	Total disbursements subject to overall LMI benefit (sum of lines 21, 22, 23 and 24)	\$451,454.64
26)	Percent Low and moderate income benefit, to date (line 21 / line 25)	100.00%

A. Sources of State CDBG Funds

1) State Allocation	\$47,206,000.00
2) Grant funds returned to line of credit	
3) Grant funds returned to local account	

B. State CDBG Resources by Use

4) Obligated to recipients	\$47,288,753.82
5) Set aside for State Administration	
6) Set aside for Technical Assistance	

C. Expenditures of State CDBG Resources

7) Drawn for State Administration	
8) Drawn for Technical Assistance	
9) Drawn for Section 108 Repayments	
10) Drawn for all other activities	\$47,288,753.82
11) Disbursed for Coronavirus-related Activities	
12) Disbursed for Activities Not related to Coronavirus	\$47,288,753.82

D. Compliance with Public Service (PS) Cap

13) Disbursed in IDIS for ALL PS	
14) Disbursed for Coronavirus-related Public Services	
15) Disbursed for Public Services Not related to Coronavirus	
16) Percent of funds disbursed to date for PS (line 13 / line 1)	0.00%
17) Percent Disbursed for Coronavirus-related Public Services (line 14 / line 1)	0.00%
18) Percent Disbursed for Public Services Not related to Coronavirus (line 15 / line 1)	0.00%

E. Compliance with Planning and Administration (P/A) Cap

19) Disbursed in IDIS for P/A from Grant	
20) Percent of funds disbursed to date for P/A (line 19 / line 1)	0.00%

F. Overall Low and Moderate Income Benefit

21) Drawn to Benefit LMI persons and households (minus noncountable amounts, line 22)	\$82,753.82
22) Noncountable amounts drawn: Non-LMI Portion of LMH activities	
23) Drawn to Prevent/Eliminate Slum/Blight	
24) Drawn to Address Urgent Needs	

IDIS - PR28

U.S. Department of Housing and Urban Development
Office of Community Planning and Development
Integrated Disbursement and Information System

DATE: 09-18-24
TIME: 13:34
PAGE: 71

25)	Total disbursements subject to overall LMI benefit (sum of lines 21, 22, 23 and 24)	\$82,753.82
26)	Percent Low and moderate income benefit, to date (line 21 / line 25)	100.00%

A. Sources of State CDBG Funds

1) State Allocation	\$48,708,000.00
2) Grant funds returned to line of credit	
3) Grant funds returned to local account	

B. State CDBG Resources by Use

4) Obligated to recipients	\$48,708,232.20
5) Set aside for State Administration	
6) Set aside for Technical Assistance	

C. Expenditures of State CDBG Resources

7) Drawn for State Administration	
8) Drawn for Technical Assistance	
9) Drawn for Section 108 Repayments	
10) Drawn for all other activities	\$48,708,232.20
11) Disbursed for Coronavirus-related Activities	
12) Disbursed for Activities Not related to Coronavirus	\$48,708,232.20

D. Compliance with Public Service (PS) Cap

13) Disbursed in IDIS for ALL PS	
14) Disbursed for Coronavirus-related Public Services	
15) Disbursed for Public Services Not related to Coronavirus	
16) Percent of funds disbursed to date for PS (line 13 / line 1)	0.00%
17) Percent Disbursed for Coronavirus-related Public Services (line 14 / line 1)	0.00%
18) Percent Disbursed for Public Services Not related to Coronavirus (line 15 / line 1)	0.00%

E. Compliance with Planning and Administration (P/A) Cap

19) Disbursed in IDIS for P/A from Grant	
20) Percent of funds disbursed to date for P/A (line 19 / line 1)	0.00%

F. Overall Low and Moderate Income Benefit

21) Drawn to Benefit LMI persons and households (minus noncountable amounts, line 22)	\$232.20
22) Noncountable amounts drawn: Non-LMI Portion of LMH activities	
23) Drawn to Prevent/Eliminate Slum/Blight	
24) Drawn to Address Urgent Needs	

IDIS - PR28

U.S. Department of Housing and Urban Development
Office of Community Planning and Development
Integrated Disbursement and Information System

DATE: 09-18-24
TIME: 13:34
PAGE: 73

25)	Total disbursements subject to overall LMI benefit (sum of lines 21, 22, 23 and 24)	\$232.20
26)	Percent Low and moderate income benefit, to date (line 21 / line 25)	100.00%

A. Sources of State CDBG Funds

1) State Allocation	\$46,748,000.00
2) Grant funds returned to line of credit	
3) Grant funds returned to local account	

B. State CDBG Resources by Use

4) Obligated to recipients	\$46,748,000.00
5) Set aside for State Administration	
6) Set aside for Technical Assistance	

C. Expenditures of State CDBG Resources

7) Drawn for State Administration	
8) Drawn for Technical Assistance	
9) Drawn for Section 108 Repayments	
10) Drawn for all other activities	\$46,748,000.00
11) Disbursed for Coronavirus-related Activities	
12) Disbursed for Activities Not related to Coronavirus	\$46,748,000.00

D. Compliance with Public Service (PS) Cap

13) Disbursed in IDIS for ALL PS	
14) Disbursed for Coronavirus-related Public Services	
15) Disbursed for Public Services Not related to Coronavirus	
16) Percent of funds disbursed to date for PS (line 13 / line 1)	0.00%
17) Percent Disbursed for Coronavirus-related Public Services (line 14 / line 1)	0.00%
18) Percent Disbursed for Public Services Not related to Coronavirus (line 15 / line 1)	0.00%

E. Compliance with Planning and Administration (P/A) Cap

19) Disbursed in IDIS for P/A from Grant	
20) Percent of funds disbursed to date for P/A (line 19 / line 1)	0.00%

F. Overall Low and Moderate Income Benefit

21) Drawn to Benefit LMI persons and households (minus noncountable amounts, line 22)	\$0.00
22) Noncountable amounts drawn: Non-LMI Portion of LMH activities	
23) Drawn to Prevent/Eliminate Slum/Blight	
24) Drawn to Address Urgent Needs	

IDIS - PR28

U.S. Department of Housing and Urban Development
Office of Community Planning and Development
Integrated Disbursement and Information System

DATE: 09-18-24
TIME: 13:34
PAGE: 75

25)	Total disbursements subject to overall LMI benefit (sum of lines 21, 22, 23 and 24)	\$0.00
26)	Percent Low and moderate income benefit, to date (line 21 / line 25)	

A. Sources of State CDBG Funds

1) State Allocation	\$48,140,000.00
2) Grant funds returned to line of credit	
3) Grant funds returned to local account	

B. State CDBG Resources by Use

4) Obligated to recipients	\$48,140,000.00
5) Set aside for State Administration	
6) Set aside for Technical Assistance	

C. Expenditures of State CDBG Resources

7) Drawn for State Administration	
8) Drawn for Technical Assistance	
9) Drawn for Section 108 Repayments	
10) Drawn for all other activities	\$48,140,000.00
11) Disbursed for Coronavirus-related Activities	
12) Disbursed for Activities Not related to Coronavirus	\$48,140,000.00

D. Compliance with Public Service (PS) Cap

13) Disbursed in IDIS for ALL PS	
14) Disbursed for Coronavirus-related Public Services	
15) Disbursed for Public Services Not related to Coronavirus	
16) Percent of funds disbursed to date for PS (line 13 / line 1)	0.00%
17) Percent Disbursed for Coronavirus-related Public Services (line 14 / line 1)	0.00%
18) Percent Disbursed for Public Services Not related to Coronavirus (line 15 / line 1)	0.00%

E. Compliance with Planning and Administration (P/A) Cap

19) Disbursed in IDIS for P/A from Grant	
20) Percent of funds disbursed to date for P/A (line 19 / line 1)	0.00%

F. Overall Low and Moderate Income Benefit

21) Drawn to Benefit LMI persons and households (minus noncountable amounts, line 22)	\$0.00
22) Noncountable amounts drawn: Non-LMI Portion of LMH activities	
23) Drawn to Prevent/Eliminate Slum/Blight	
24) Drawn to Address Urgent Needs	

IDIS - PR28

U.S. Department of Housing and Urban Development
Office of Community Planning and Development
Integrated Disbursement and Information System

DATE: 09-18-24
TIME: 13:34
PAGE: 77

25)	Total disbursements subject to overall LMI benefit (sum of lines 21, 22, 23 and 24)	\$0.00
26)	Percent Low and moderate income benefit, to date (line 21 / line 25)	

A. Sources of State CDBG Funds

1) State Allocation	\$48,003,000.00
2) Grant funds returned to line of credit	
3) Grant funds returned to local account	

B. State CDBG Resources by Use

4) Obligated to recipients	\$48,003,000.00
5) Set aside for State Administration	
6) Set aside for Technical Assistance	

C. Expenditures of State CDBG Resources

7) Drawn for State Administration	
8) Drawn for Technical Assistance	
9) Drawn for Section 108 Repayments	
10) Drawn for all other activities	\$48,003,000.00
11) Disbursed for Coronavirus-related Activities	
12) Disbursed for Activities Not related to Coronavirus	\$48,003,000.00

D. Compliance with Public Service (PS) Cap

13) Disbursed in IDIS for ALL PS	
14) Disbursed for Coronavirus-related Public Services	
15) Disbursed for Public Services Not related to Coronavirus	
16) Percent of funds disbursed to date for PS (line 13 / line 1)	0.00%
17) Percent Disbursed for Coronavirus-related Public Services (line 14 / line 1)	0.00%
18) Percent Disbursed for Public Services Not related to Coronavirus (line 15 / line 1)	0.00%

E. Compliance with Planning and Administration (P/A) Cap

19) Disbursed in IDIS for P/A from Grant	
20) Percent of funds disbursed to date for P/A (line 19 / line 1)	0.00%

F. Overall Low and Moderate Income Benefit

21) Drawn to Benefit LMI persons and households (minus noncountable amounts, line 22)	\$0.00
22) Noncountable amounts drawn: Non-LMI Portion of LMH activities	
23) Drawn to Prevent/Eliminate Slum/Blight	
24) Drawn to Address Urgent Needs	

IDIS - PR28

U.S. Department of Housing and Urban Development
Office of Community Planning and Development
Integrated Disbursement and Information System

DATE: 09-18-24
TIME: 13:34
PAGE: 79

25)	Total disbursements subject to overall LMI benefit (sum of lines 21, 22, 23 and 24)	\$0.00
26)	Percent Low and moderate income benefit, to date (line 21 / line 25)	

A. Sources of State CDBG Funds

1) State Allocation	\$56,592,000.00
2) Grant funds returned to line of credit	
3) Grant funds returned to local account	

B. State CDBG Resources by Use

4) Obligated to recipients	\$56,592,000.00
5) Set aside for State Administration	
6) Set aside for Technical Assistance	

C. Expenditures of State CDBG Resources

7) Drawn for State Administration	
8) Drawn for Technical Assistance	
9) Drawn for Section 108 Repayments	
10) Drawn for all other activities	\$56,592,000.00
11) Disbursed for Coronavirus-related Activities	
12) Disbursed for Activities Not related to Coronavirus	\$56,592,000.00

D. Compliance with Public Service (PS) Cap

13) Disbursed in IDIS for ALL PS	
14) Disbursed for Coronavirus-related Public Services	
15) Disbursed for Public Services Not related to Coronavirus	
16) Percent of funds disbursed to date for PS (line 13 / line 1)	0.00%
17) Percent Disbursed for Coronavirus-related Public Services (line 14 / line 1)	0.00%
18) Percent Disbursed for Public Services Not related to Coronavirus (line 15 / line 1)	0.00%

E. Compliance with Planning and Administration (P/A) Cap

19) Disbursed in IDIS for P/A from Grant	
20) Percent of funds disbursed to date for P/A (line 19 / line 1)	0.00%

F. Overall Low and Moderate Income Benefit

21) Drawn to Benefit LMI persons and households (minus noncountable amounts, line 22)	\$0.00
22) Noncountable amounts drawn: Non-LMI Portion of LMH activities	
23) Drawn to Prevent/Eliminate Slum/Blight	
24) Drawn to Address Urgent Needs	

IDIS - PR28

U.S. Department of Housing and Urban Development
Office of Community Planning and Development
Integrated Disbursement and Information System

DATE: 09-18-24
TIME: 13:34
PAGE: 81

25)	Total disbursements subject to overall LMI benefit (sum of lines 21, 22, 23 and 24)	\$0.00
26)	Percent Low and moderate income benefit, to date (line 21 / line 25)	

A. Sources of State CDBG Funds

1) State Allocation	\$55,906,000.00
2) Grant funds returned to line of credit	
3) Grant funds returned to local account	

B. State CDBG Resources by Use

4) Obligated to recipients	\$55,906,000.00
5) Set aside for State Administration	
6) Set aside for Technical Assistance	

C. Expenditures of State CDBG Resources

7) Drawn for State Administration	
8) Drawn for Technical Assistance	
9) Drawn for Section 108 Repayments	
10) Drawn for all other activities	\$55,906,000.00
11) Disbursed for Coronavirus-related Activities	
12) Disbursed for Activities Not related to Coronavirus	\$55,906,000.00

D. Compliance with Public Service (PS) Cap

13) Disbursed in IDIS for ALL PS	
14) Disbursed for Coronavirus-related Public Services	
15) Disbursed for Public Services Not related to Coronavirus	
16) Percent of funds disbursed to date for PS (line 13 / line 1)	0.00%
17) Percent Disbursed for Coronavirus-related Public Services (line 14 / line 1)	0.00%
18) Percent Disbursed for Public Services Not related to Coronavirus (line 15 / line 1)	0.00%

E. Compliance with Planning and Administration (P/A) Cap

19) Disbursed in IDIS for P/A from Grant	
20) Percent of funds disbursed to date for P/A (line 19 / line 1)	0.00%

F. Overall Low and Moderate Income Benefit

21) Drawn to Benefit LMI persons and households (minus noncountable amounts, line 22)	\$0.00
22) Noncountable amounts drawn: Non-LMI Portion of LMH activities	
23) Drawn to Prevent/Eliminate Slum/Blight	
24) Drawn to Address Urgent Needs	

IDIS - PR28

U.S. Department of Housing and Urban Development
Office of Community Planning and Development
Integrated Disbursement and Information System

DATE: 09-18-24
TIME: 13:34
PAGE: 83

25)	Total disbursements subject to overall LMI benefit (sum of lines 21, 22, 23 and 24)	\$0.00
26)	Percent Low and moderate income benefit, to date (line 21 / line 25)	

A. Sources of State CDBG Funds

1) State Allocation	\$54,796,000.00
2) Grant funds returned to line of credit	
3) Grant funds returned to local account	

B. State CDBG Resources by Use

4) Obligated to recipients	\$54,796,000.00
5) Set aside for State Administration	
6) Set aside for Technical Assistance	

C. Expenditures of State CDBG Resources

7) Drawn for State Administration	
8) Drawn for Technical Assistance	
9) Drawn for Section 108 Repayments	
10) Drawn for all other activities	\$54,796,000.00
11) Disbursed for Coronavirus-related Activities	
12) Disbursed for Activities Not related to Coronavirus	\$54,796,000.00

D. Compliance with Public Service (PS) Cap

13) Disbursed in IDIS for ALL PS	
14) Disbursed for Coronavirus-related Public Services	
15) Disbursed for Public Services Not related to Coronavirus	
16) Percent of funds disbursed to date for PS (line 13 / line 1)	0.00%
17) Percent Disbursed for Coronavirus-related Public Services (line 14 / line 1)	0.00%
18) Percent Disbursed for Public Services Not related to Coronavirus (line 15 / line 1)	0.00%

E. Compliance with Planning and Administration (P/A) Cap

19) Disbursed in IDIS for P/A from Grant	
20) Percent of funds disbursed to date for P/A (line 19 / line 1)	0.00%

F. Overall Low and Moderate Income Benefit

21) Drawn to Benefit LMI persons and households (minus noncountable amounts, line 22)	\$0.00
22) Noncountable amounts drawn: Non-LMI Portion of LMH activities	
23) Drawn to Prevent/Eliminate Slum/Blight	
24) Drawn to Address Urgent Needs	

IDIS - PR28

U.S. Department of Housing and Urban Development
Office of Community Planning and Development
Integrated Disbursement and Information System

DATE: 09-18-24
TIME: 13:34
PAGE: 85

25)	Total disbursements subject to overall LMI benefit (sum of lines 21, 22, 23 and 24)	\$0.00
26)	Percent Low and moderate income benefit, to date (line 21 / line 25)	

A. Sources of State CDBG Funds

1) State Allocation	\$47,050,000.00
2) Grant funds returned to line of credit	
3) Grant funds returned to local account	

B. State CDBG Resources by Use

4) Obligated to recipients	\$47,050,000.00
5) Set aside for State Administration	
6) Set aside for Technical Assistance	

C. Expenditures of State CDBG Resources

7) Drawn for State Administration	
8) Drawn for Technical Assistance	
9) Drawn for Section 108 Repayments	
10) Drawn for all other activities	\$47,050,000.00
11) Disbursed for Coronavirus-related Activities	
12) Disbursed for Activities Not related to Coronavirus	\$47,050,000.00

D. Compliance with Public Service (PS) Cap

13) Disbursed in IDIS for ALL PS	
14) Disbursed for Coronavirus-related Public Services	
15) Disbursed for Public Services Not related to Coronavirus	
16) Percent of funds disbursed to date for PS (line 13 / line 1)	0.00%
17) Percent Disbursed for Coronavirus-related Public Services (line 14 / line 1)	0.00%
18) Percent Disbursed for Public Services Not related to Coronavirus (line 15 / line 1)	0.00%

E. Compliance with Planning and Administration (P/A) Cap

19) Disbursed in IDIS for P/A from Grant	
20) Percent of funds disbursed to date for P/A (line 19 / line 1)	0.00%

F. Overall Low and Moderate Income Benefit

21) Drawn to Benefit LMI persons and households (minus noncountable amounts, line 22)	\$0.00
22) Noncountable amounts drawn: Non-LMI Portion of LMH activities	
23) Drawn to Prevent/Eliminate Slum/Blight	
24) Drawn to Address Urgent Needs	

IDIS - PR28

U.S. Department of Housing and Urban Development
Office of Community Planning and Development
Integrated Disbursement and Information System

DATE: 09-18-24
TIME: 13:34
PAGE: 87

25)	Total disbursements subject to overall LMI benefit (sum of lines 21, 22, 23 and 24)	\$0.00
26)	Percent Low and moderate income benefit, to date (line 21 / line 25)	

CAPER HOPWA 2023

GRANTEE SUMMARY	
Complete the chart below to provide more detailed information about the agencies and organizations responsible for the administration and implementation of the HOPWA program.	
Question	Responses
For Competitive Grantees Only	
For Competitive Grantees only, what is the grant number?	
For Competitive Grantees only, which year (1, 2, or 3) of the grant does this report cover?	
Is the Competitive Grantee a nonprofit organization? Yes or No.	
Is the Competitive Grantee a grassroots organization? Yes or No.	
For Competitive Grantees only, how much was expended on an "Other Housing Activity" (as approved in the grant agreement)?	
For All HOPWA Grantees	
What is the name of the Grantee organization?	PUERTO RICO DEPARTMENT OF HEALTH
What is the Grantee's Unique Entity Identifier (UEI)?	NMLEHMAJ/TN15
What is the Employer ID Number (EIN) or Tax ID Number (TIN) of the Grantee?	660437470
For formula grantees only, are there any changes to your program year? Yes or No.	No
<i>Note: HUD must be notified of consolidated program year changes at least two months before the date the program year would have ended if it had not been lengthened, or at least two months before the end of a proposed shortened program year.</i>	
If yes above, what is the revised program start date?	
If yes above, what is the revised program end date?	
What is the street address of the Grantee's office?	PO Box 70184
In what city is the Grantee's business address?	San Juan
In what county is the Grantee's business address?	San Juan
In what state is the Grantee's office located?	San Juan
What is the zip code for the Grantee's business address?	936
What is the parent company of the Grantee (if applicable)?	

What department at the Grantee organization administers the grant?	Municipality of San Juan
What is the Grantee organization's website address?	www.salud.gov.pr
What is the Facebook name or page of the Grantee?	
What is the Twitter handle of the Grantee?	
What are the cities of the primary service area of the Grantee?	All Puerto Rico County
What are the counties of the primary service area of the Grantee?	Puerto Rico's south east, south and west regions
What is the congressional district of the Grantee's business address?	
What is the congressional district of the Grantee's primary service area?	
Is there a waiting list(s) for HOPWA Housing Subsidy Assistance Services in the Grantee service area? Yes or No.	No
Is the Grantee's System for Award Management (SAM) status currently active for this report? Yes or No.	Yes
What is the Grantee's SAM registration number for this report?	10581742
Does the Grantee provide HOPWA-funded services directly to clients? Yes or No.	No
Does the Grantee take the allowable 3% Grantee Administration allowance? Yes or No.	No
How much was expended on Grantee Administration?	0

Contact Information for your Organization	
Question	Responses
Contact Information for Authorizing Official	
What is the Authorizing Official contact name?	Ramon Reyes
What is the Authorizing Official contact title?	Cordinator
In what department does the Authorizing Official contact work?	OCASET
What is the Authorizing Official contact email?	ramon.reyes@salud.pr.gov
What is the Authorizing Official contact phone number (including extension)?	7877652929 ext 3623 o 4027
What is the Authorizing Official contact fax number?	
Contact Information for Reporting (APR/CAPER) Contact	
What is the Reporting contact name?	Wilmory Nieves
What is the Reporting contact title?	HOPWA Coordinator
In what department does the Reporting contact work?	Housing Department
What is the Reporting contact email?	wnieves01@sanjuan.pr
What is the Reporting contact phone number (including extension)?	7874805642
What is the Reporting contact fax number?	
Contact Information for HMIS User	
What is the HMIS User contact name?	Ramon Reyes
What is the HMIS User contact title?	Cordinator
In what department does the HMIS User contact work?	OCASET
What is the HMIS User contact email?	ramon.reyes@salud.pr.gov
What is the HMIS User contact phone number (including extension)?	7877652929 ext 3623 o 4027
What is the HMIS User contact fax number?	
Contact Information for IDIS User	
What is the IDIS User contact name?	Wilmory Nieves
What is the IDIS User contact title?	HOPWA Coordinator
In what department does the IDIS User contact work?	Housing Department
What is the IDIS User contact email?	wnieves01@sanjuan.pr
What is the IDIS User contact phone number (including extension)?	7874805642
What is the IDIS User contact fax number?	
Contact Information for Primary Program Contact	
What is the Primary Program contact name?	
What is the Primary Program contact title?	

In what department does the Primary Program contact work?	
What is the Primary Program contact email?	
What is the Primary Program contact phone number (including extension)?	
What is the Primary Program contact fax number?	
Contact Information for Secondary Program Contact	
What is the Secondary Program contact name?	
What is the Secondary Program contact title?	
In what department does the Secondary Program contact work?	
What is the Secondary Program contact email?	
What is the contact Secondary Program phone number (including extension)?	
What is the Secondary Program contact fax number?	
Contact Information for Individuals Seeking Services	
What is the Services contact name?	
What is the Services contact title?	
In what department does the Services contact work?	
What is the Services contact email?	
What is the Services contact phone number (including extension)?	
What is the Services contact fax number?	

Narrative Questions	Response - Maximum 4,000 characters for each question.	Character Count
Provide a maximum of 4,000 characters narrative summarizing major achievements and highlights that were proposed and completed during the program year. Include a brief description of the grant organization, area of service, the name(s) of the program contact(s), and an overview of the range/type of housing activities provided. This overview may be used for public information, including posting on HUD's website.	The Puerto Rico Department of Health (PRDOH) continues to serve as the lead agency responsible for establishing and executing public policy related to housing and supportive services for individuals living with Acquired Immune Deficiency Syndrome (AIDS) across the island. PRDOH remains committed to defining, implementing, and promoting service activities that best meet the needs of this vulnerable population. The Housing Opportunities for Persons with AIDS (HOPWA) Program continues to be the primary resource for both service delivery and financial support to achieve these goals. Since 2010, the administration of the State HOPWA Program has been delegated to the Municipality of San Juan (MSJ), following a collaborative agreement with PRDOH. The MSJ, recognized by the U.S. Department of Housing and Urban Development (HUD) as a grantee for all Community Planning and Development (CPD) programs, administers HOPWA Program funds for the Eligible Metropolitan Statistical Area (EMSA) of San Juan. Under this agreement, the MSJ is responsible for ensuring that the funds are managed in accordance with State public policy, HOPWA Program requirements, and HUD regulations, while carrying out all eligible administrative and service activities. During the program year 2023-2024, the MSJ continued to collaborate closely with PRDOH to design and implement HOPWA Program activities. This collaboration included the development of the PY 2023 Annual Action Plan, management of the Request for Proposals (RFP) process, contract oversight, fiscal monitoring, performance evaluations, and the annual reporting process. This partnership has been crucial in supporting the long-term and annual goals set forth in the State's Consolidated Plan. For the program year 2023-2024, HOPWA sub-recipients provided a range of housing and supportive services to individuals and families affected by HIV/AIDS. Key services included Short-Term Rent, Mortgage, and Utility Assistance (STRMU), Tenant-Based Rental Assistance (TBRA), and other supportive services designed to prevent homelessness among those living with HIV/AIDS. These activities were critical in maintaining housing stability and improving the quality of life for program beneficiaries. The ongoing collaboration between PRDOH and MSJ has been vital in addressing the housing and supportive service needs of HIV/AIDS patients throughout Puerto Rico, further advancing the achievement of key objectives outlined by both the HOPWA Program and the Consolidated Plan.	2514
Assess your program's success in enabling HOPWA beneficiaries to establish and/or better maintain a viable living environment in housing that is safe, decent, and sanitary, and improve access to care. Compare current year results to baseline results for clients. Describe how program activities/projects contributed to meeting stated goals. If program did not achieve expected targets, please describe how your program plans to address challenges in program implementation and the steps currently being taken to achieve goals in next operating year. If your program exceeded program targets, please describe strategies the program utilized and how those contributed to program successes.	The HOPWA Program for Puerto Rico during the program year 2023-2024 has been successful in enabling beneficiaries to maintain stable, safe, decent, and sanitary housing environments while improving their access to care. Compared to the baseline set for previous years, the program exceeded its goals by serving a greater number of participants than initially anticipated. Specifically, the program provided Tenant-Based Rental Assistance (TBRA) to 84 families, Short-Term Rent, Mortgage, and Utility (STRMU) assistance to 84 families, and transitional housing services to 103 families. Additionally, 709 participants received supportive services, which were critical in preventing homelessness and ensuring that individuals affected by HIV/AIDS had access to comprehensive care. The program was also able to distribute 50.28% of the allocated funds as of June 30, 2024, demonstrating improved fiscal performance compared to previous years. Although the program faced some delays due to external factors such as the pandemic, it successfully allocated and expended funds from previous years and HOPWA-CV (CARES Act) funds to address heightened needs. Moving forward, the program plans to continue enhancing its service delivery mechanisms and monitoring strategies to further improve outcomes for its participants.	1311

Describe significant accomplishments or challenges in achieving the number of housing units supported and the number households assisted with HOPWA funds during this operating year compared to plans for this assistance, as approved in the Consolidated Plan/Action Plan. Describe how HOPWA funds were distributed during your operating year among different categories of housing and geographic areas to address needs throughout the grant service area, consistent with approved plans.	Throughout the reporting period, significant progress was made under the HOPWA program in assisting households through various activities, including Tenant-Based Rental Assistance (TBRA), Short-Term Rent Mortgage and Utility Assistance (STRMU), Transitional Housing, and Supportive Services. Below are the accomplishments for each program: Tenant-Based Rental Assistance (TBRA): A total of 96 families received rental subsidies through TBRA, ensuring stable housing for individuals affected by HIV/AIDS. The assistance is designed to help participants remain housed while they seek long-term affordable housing solutions. Of the \$735,489.42 allocated to this activity, \$28,288.06 was utilized for activity delivery costs, including case management and administrative tasks. \$354,429.58 was disbursed for housing assistance, ensuring that participants had the necessary support to avoid homelessness. Short-Term Rent Mortgage and Utility Assistance (STRMU): The STRMU program provided essential short-term financial assistance to 84 families, covering rent, mortgage, and utility payments for up to 21 weeks in a 52-week period. This intervention was crucial in preventing eviction or foreclosure during times of financial crisis. A total of \$231,753.00 was allocated to this program, and \$138,265.77 was disbursed to ensure that eligible participants could maintain their housing and basic utilities during challenging times. Transitional Housing: Transitional housing services were provided to 103 families, offering temporary housing solutions to individuals who needed structured support before moving to permanent housing. These services were critical for participants who required additional support such as hospice care, detox services, or other forms of temporary assistance. A total of \$756,179.90 was allocated to transitional housing, with \$433,753.35 disbursed to provide these essential services, helping participants transition to more stable, long-term housing solutions. Supportive Services: The Supportive Services Program reached 709 participants, providing an array of services, including healthcare, mental health assessments, drug and alcohol treatment, child care, and assistance in accessing state and federal benefits. These services were provided in both residential and non-residential settings, ensuring comprehensive support for participants. \$1,197,644.54 was allocated for supportive services, of which \$836,685.54 was disbursed to cover the direct provision of these services. This includes funding from previous years as well as HOPWA-CV (CARES Act) funding, which was vital in addressing the heightened needs during the COVID-19 pandemic. Fund Distribution and Program Implementation: During the fiscal year, HOPWA sub-recipients implemented 28 eligible activities across 9 non-profit organizations and 11 municipalities, expending 50.28% of the funds allocated for these activities as of June 30, 2024. Additionally, \$350,000 from prior funding years was allocated to sub-recipients, of which 68.32% had been disbursed by the end of the reporting period. Furthermore, \$320,130.10 in HOPWA-CV funds (CARES Act) had been allocated by June 30, 2024, supporting various eligible activities for both non-profits and municipalities.	3260
Report on program coordination with other mainstream housing and supportive services resources, including the use of committed leveraging from other public and private sources that helped to address needs for eligible persons identified in the Consolidated Plan/Strategic Plan.	The PR State HOPWA and the Municipality of San Juan administration continues the collaboration effort with the Ryan White Planning Council (Parts A and B) in the coordination and planning activities. Also, both organizations directly collaborate with the Puerto Rico recognized Continuum of Care (CoC) Homeless Coalitions in their activities.	342

Describe any program technical assistance needs and how they would benefit program beneficiaries.	<p>As part of the ongoing collaboration between the Puerto Rico Department of Housing (PRDOH) and the Municipality of San Juan (MSJ), the MSJ takes a leading role in providing continuous, hands-on technical assistance to nonprofit organizations and municipalities that have been awarded State HOPWA Program funds. This technical assistance is critical to ensuring that these entities can fully comply with programmatic requirements and maximize the effectiveness of the funds allocated to serve vulnerable populations, specifically individuals and families affected by HIV/AIDS. Throughout the reported program year, the MSJ HOPWA Program staff dedicated significant resources to delivering tailored technical support. This included regular consultations, trainings, and on-site visits to help grant recipients navigate the complexities of the program, ensuring that all procedures and guidelines were thoroughly understood and implemented. The technical assistance provided by the MSJ was structured around several key areas vital to the success of the program:</p> <ul style="list-style-type: none"> •Eligibility criteria and documentation: Ensuring that all program beneficiaries meet the required eligibility standards is foundational to the proper administration of HOPWA funds. The technical assistance addressed the necessary steps for documenting eligibility, maintaining compliance with federal and local regulations, and effectively managing case files. •Housing Case Management: A major focus of the assistance was on the Housing Case Management component. This included guidance on how to conduct the Participant Housing Needs Assessment, which helps identify the specific housing needs of each individual or family. <p>By providing comprehensive technical assistance in these areas, the MSJ not only ensured that grant recipients adhered to the program's regulatory framework but also strengthened the capacity of these organizations and municipalities to deliver high-quality, responsive services. The technical assistance facilitated the proper allocation and use of HOPWA funds, improving transparency and accountability. Additionally, this support allowed the MSJ to monitor and assess the effectiveness of service delivery, ensuring that grant recipients were addressing the housing needs of the community efficiently and equitably. By improving operational processes and service delivery, the technical assistance directly benefited program participants by increasing access to stable housing, enhancing support services, and improving overall housing outcomes.</p> <p>This collaborative effort between the PRDOH and MSJ ultimately fostered a more effective service delivery system, ensuring that vulnerable populations received the care and housing assistance they needed while promoting sustainable program practices for the long-term benefit of the communities served.</p>	2841
---	--	------

Describe any barriers (including regulatory and non-regulatory) encountered in the administration or implementation of the HOPWA program, how they affected your program's ability to achieve the objectives and outcomes discussed, and, actions taken in response to barriers, and recommendations for program improvement. Provide an explanation for each barrier selected. Describe any trends in the community that may affect the way in which the needs of persons living with HIV/AIDS are being addressed, and provide any other information important to the future provision of services to this population. Identify any evaluations, studies, or other assessments of the HOPWA program that are available to the public.	<p>The Puerto Rico Department of Housing (PRDOH) remains deeply committed to addressing the needs of underserved HIV-positive clients in Puerto Rico, in partnership with non-profit organizations, homeless service providers, and other special needs groups. However, several barriers have been encountered in the administration and implementation of the HOPWA program that have affected its ability to fully achieve its objectives.</p> <p>1.Limited Availability of Affordable Housing: One of the most significant barriers is the severe shortage of affordable and available housing units, especially in high-demand urban areas. The lack of suitable housing has restricted the options available for placing eligible participants, often leading to delays in service delivery and housing instability for people living with HIV/AIDS. This scarcity has made it difficult for the program to meet its objectives of providing timely, safe, and stable housing to participants. The limited housing stock is particularly problematic for participants requiring supportive housing that accommodates both their medical and social service needs.</p> <p>Action Taken: To mitigate this challenge, the PRDOH and the Municipality of San Juan (MSJ) have been working to expand partnerships with private landlords and housing developers to increase the pool of rental units available to HOPWA participants. Additionally, efforts have been made to strengthen housing placement services by offering technical assistance to non-profits and municipalities, helping them navigate the competitive housing market and identify alternative housing solutions.</p> <p>2.Non-Regulatory Barriers – Economic and Social Factors: The economic instability in Puerto Rico, exacerbated by natural disasters and the COVID-19 pandemic, has further strained the availability of housing and resources. Rising rental costs, inflation, and unemployment have disproportionately impacted vulnerable populations, including individuals living with HIV/AIDS. These economic challenges have made it more difficult for participants to secure affordable housing, even with rental assistance, as housing costs continue to climb.</p> <p>Action Taken: In response, the MSJ and PRDOH have advocated for increased funding allocations and the development of public policies aimed at stabilizing the housing market and providing additional financial assistance to program participants. Emergency housing funds have also been activated during periods of crisis, ensuring that participants do not face eviction or homelessness during economic downturns.</p> <p>3.Trends Affecting Service Provision: A growing trend observed within the community is the increasing need for integrated health and housing services. Participants are not only in need of housing but also require comprehensive supportive services that address their medical, mental health, and substance use challenges. As healthcare needs become more complex, the demand for case management services and access to specialized care has increased. Additionally, housing discrimination against individuals living with HIV/AIDS remains a persistent issue, further limiting access to suitable housing options.</p> <p>Action Taken: The MSJ has emphasized the importance of supportive services in the HOPWA program, ensuring that participants have access to healthcare, mental health services, and substance abuse treatment. By fostering collaborations with local healthcare providers, the program has been able to offer a more holistic approach to care, addressing both housing and medical needs.</p>	3544
---	--	------

Contact Information for your Organization	
Only organizations designated as project sponsors (see definition of "Project Sponsor Organization" in Performance Report Cover tab) should complete this tab.	
Question	Responses
Contact Information for Primary Program Contact	
What is the Primary Program contact name?	SANDRA TORRES RIVERA
What is the Primary Program contact title?	EXECUTIVE DIRECTOR
In what department does the Primary Program contact work?	BILLS KITCHEN INC
What is the Primary Program contact email?	billskitchenpr@yahoo.com
What is the Primary Program contact phone number (including extension)?	7878631474
What is the Primary Program contact fax number?	7878630471
Contact Information for Secondary Program Contact	
What is the Secondary Program contact name?	
What is the Secondary Program contact title?	
In what department does the Secondary Program contact work?	
What is the Secondary Program contact email?	
What is the Secondary Program contact phone number (including extension)?	
What is the Secondary Program contact fax number?	
Contact Information for Individuals Seeking Services	
What is the Services contact name?	SANDRA TORRES RIVERA
What is the Services contact title?	EXECUTIVE DIRECTOR
In what department does the Services contact work?	BILLS KITCHEN INC
What is the Services contact email?	billskitchenpr@yahoo.com
What is the Services contact phone number (including extension)?	7878631474
What is the Services contact fax number?	7878630471

Please complete for organizations designated to serve as project sponsor, i.e., organizations involved in the direct delivery of services for client households, as defined by 24 CFR 574.3.	
Project Sponsor Questions	Responses
What is the organization's name?	BILL'S KITCHEN INC FAJARDO
What is the organization's Unique Entity Identifier (UEI)?	XKKDRQQD9DR7
What is the organization's Employer ID Number (EIN) or Tax ID Number (TIN)?	660493399
What is the HOPWA contract amount for this organization?	200000
What is the organization's business street address?	URB VEVE CALZADA C 17 N26
In what city is the organization's business address?	FAJARDO
In what county is the organization's business address?	PUERTO RICO
In what state is the organization's business address?	PUERTO RICO
What is the organization's business address zip code?	00738
What is the organization's parent company, if applicable?	NOT APPLICABLE
What department administers the organization's grant?	BILL'S KITCHEN INC FAJARDO
What is the organization's phone number (including extension)?	7878631474
What is the organization's fax number?	7878630471
What is the organization's website?	WWW.BILLSKITCHENPR.ORG
What is the organization's Facebook page?	BILLS KITCHEN, INC
What is the organization's Twitter handle?	BILLS KITCHEN, INC
Is this a faith-based organization? Yes or No.	NO
Is this a nonprofit organization? Yes or No.	YES
Is this a grassroots organization? Yes or No.	NO
What are the cities of the organization's primary service area?	FAJARDO
What are the counties of the organization's primary service area?	PUERTO RICO
In what congressional district is the organization located?	
In what congressional district is the primary service area?	
Is there a waiting list for HOPWA housing subsidy assistance services in the organization's service area? Yes or No.	NO

Project Sponsor Non-Direct Service Expenditures	
What were the total HOPWA funds expended for Administration costs?	0
How much was expended on Technical Assistance?	0
How much was expended on Resource Identification?	0

Contact Information for your Organization	
Only organizations designated as project sponsors (see definition of "Project Sponsor Organization" in Performance Report Cover tab) should complete this tab.	
Question	Responses
Contact Information for Primary Program Contact	
What is the Primary Program contact name?	CARMEN A ROSARIO
What is the Primary Program contact title?	DIRECTOR
In what department does the Primary Program contact work?	CASA DEL PEREGRINO
What is the Primary Program contact email?	CASAPEREGRINO@GMAIL.COM
What is the Primary Program contact phone number (including extension)?	7878910059
What is the Primary Program contact fax number?	
Contact Information for Secondary Program Contact	
What is the Secondary Program contact name?	
What is the Secondary Program contact title?	
In what department does the Secondary Program contact work?	
What is the Secondary Program contact email?	
What is the Secondary Program contact phone number (including extension)?	
What is the Secondary Program contact fax number?	
Contact Information for Individuals Seeking Services	
What is the Services contact name?	CARMEN A ROSARIO
What is the Services contact title?	DIRECTOR
In what department does the Services contact work?	CASA DEL PEREGRINO
What is the Services contact email?	CASAPEREGRINO@GMAIL.COM
What is the Services contact phone number (including extension)?	7878910059
What is the Services contact fax number?	

Please complete for organizations designated to serve as project sponsor, i.e., organizations involved in the direct delivery of services for client households, as defined by 24 CFR 574.3.	
Project Sponsor Questions	Responses
What is the organization's name?	CASA DEL PEREGRINO AGUADILLA INC
What is the organization's Unique Entity Identifier (UEI)?	DFH7K3CB2345
What is the organization's Employer ID Number (EIN) or Tax ID Number (TIN)?	660541904
What is the HOPWA contract amount for this organization?	261736
What is the organization's business street address?	27 MERCEDES MORENO
In what city is the organization's business address?	AGUADILLA
In what county is the organization's business address?	PUERTO RICO
In what state is the organization's business address?	PEURTO RICO
What is the organization's business address zip code?	603
What is the organization's parent company, if applicable?	
What department administers the organization's grant?	CASA DEL PEREGRINOAGUADILLA INC
What is the organization's phone number (including extension)?	7878910059
What is the organization's fax number?	
What is the organization's website?	CASAPEREGRINO@GMAIL.COM
What is the organization's Facebook page?	
What is the organization's Twitter handle?	
Is this a faith-based organization? Yes or No.	NO
Is this a nonprofit organization? Yes or No.	YES
Is this a grassroots organization? Yes or No.	NO
What are the cities of the organization's primary service area?	AGUADILLA
What are the counties of the organization's primary service area?	PUERTO RICO
In what congressional district is the organization located?	
In what congressional district is the primary service area?	
Is there a waiting list for HOPWA housing subsidy assistance services in the organization's service area? Yes or No.	
Project Sponsor Non-Direct Service Expenditures	
What were the total HOPWA funds expended for Administration costs?	0
How much was expended on Technical Assistance?	0

How much was expended on Resource Identification?	0
---	---

Contact Information for your Organization	
Only organizations designated as project sponsors (see definition of "Project Sponsor Organization" in Performance Report Cover tab) should complete this tab.	
Question	Responses
Contact Information for Primary Program Contact	
What is the Primary Program contact name?	ADRIANETTE HUERTAS PEREZ
What is the Primary Program contact title?	ADMINISTRATIVE ASSISTANT
In what department does the Primary Program contact work?	FEDERAL FUNDS
What is the Primary Program contact email?	casajovendelcaribe@yahoo.com
What is the Primary Program contact phone number (including extension)?	787-796-2832
What is the Primary Program contact fax number?	Not Available
Contact Information for Secondary Program Contact	
What is the Secondary Program contact name?	
What is the Secondary Program contact title?	
In what department does the Secondary Program contact work?	
What is the Secondary Program contact email?	
What is the Secondary Program contact phone number (including extension)?	
What is the Secondary Program contact fax number?	
Contact Information for Individuals Seeking Services	
What is the Services contact name?	ADRIANETTE HUERTAS PEREZ
What is the Services contact title?	ADMINISTRATIVE ASSISTANT
In what department does the Services contact work?	FEDERAL FUNDS
What is the Services contact email?	casajovendelcaribe@yahoo.com
What is the Services contact phone number (including extension)?	787-796-2832
What is the Services contact fax number?	Not Available

Please complete for organizations designated to serve as project sponsor, i.e., organizations involved in the direct delivery of services for client households, as defined by 24 CFR 574.3.	
Project Sponsor Questions	Responses
What is the organization's name?	CASA JOVEN DEL CARIBE, INC
What is the organization's Unique Entity Identifier (UEI)?	QF1MU17C5WR4
What is the organization's Employer ID Number (EIN) or Tax ID Number (TIN)?	660508652
What is the HOPWA contract amount for this organization?	232000
What is the organization's business street address?	CARR 820 KM0.8 SECTOR MARZAN BO RIO LAJAS
In what city is the organization's business address?	TOA ALTA
In what county is the organization's business address?	PUERTO RICO
In what state is the organization's business address?	PUERTO RICO
What is the organization's business address zip code?	953
What is the organization's parent company, if applicable?	
What department administers the organization's grant?	FEDERAL FUNDS
What is the organization's phone number (including extension)?	7877962832
What is the organization's fax number?	
What is the organization's website?	
What is the organization's Facebook page?	CLINICA RENACER
What is the organization's Twitter handle?	CLINICA RENACER
Is this a faith-based organization? Yes or No.	NO
Is this a nonprofit organization? Yes or No.	YES
Is this a grassroots organization? Yes or No.	NO
What are the cities of the organization's primary service area?	TOA ALTA
What are the counties of the organization's primary service area?	PUERTO RICO
In what congressional district is the organization located?	
In what congressional district is the primary service area?	
Is there a waiting list for HOPWA housing subsidy assistance services in the organization's service area? Yes or No.	NO
Project Sponsor Non-Direct Service Expenditures	
What were the total HOPWA funds expended for Administration costs?	0
How much was expended on Technical Assistance?	0

How much was expended on Resource Identification?	0
---	---

Contact Information for your Organization	
Only organizations designated as project sponsors (see definition of "Project Sponsor Organization" in Performance Report Cover tab) should complete this tab.	
Question	Responses
Contact Information for Primary Program Contact	
What is the Primary Program contact name?	JUAN CORREA BURGOS
What is the Primary Program contact title?	DIRECTOR
In what department does the Primary Program contact work?	COALITION PRO HOMELESS OF
What is the Primary Program contact email?	SENDEROSDEESPERANZA.NEGO
What is the Primary Program contact phone number (including extension)?	7879006619
What is the Primary Program contact fax number?	7879006619
Contact Information for Secondary Program Contact	
What is the Secondary Program contact name?	
What is the Secondary Program contact title?	
In what department does the Secondary Program contact work?	
What is the Secondary Program contact email?	
What is the Secondary Program contact phone number (including extension)?	
What is the Secondary Program contact fax number?	
Contact Information for Individuals Seeking Services	
What is the Services contact name?	JUAN CORREA BURGOS
What is the Services contact title?	DIRECTOR
In what department does the Services contact work?	COALITION PRO HOMELESS OF
What is the Services contact email?	SENDEROSDEESPERANZA.NEGO
What is the Services contact phone number (including extension)?	7879006619
What is the Services contact fax number?	7879006619

Please complete for organizations designated to serve as project sponsor, i.e., organizations involved in the direct delivery of services for client households, as defined by 24 CFR 574.3.	
Project Sponsor Questions	Responses
What is the organization's name?	COALITION PRO HOMELESS OF THE EASTERN AREA OF PUERTO RICO INC
What is the organization's Unique Entity Identifier (UEI)?	ZNJTAGRXNA3
What is the organization's Employer ID Number (EIN) or Tax ID Number (TIN)?	660636703
What is the HOPWA contract amount for this organization?	321366
What is the organization's business street address?	CARR 910 KM 4.3 INTERIOR BO. CATAÑO SECTOR LOS FLECHAS
In what city is the organization's business address?	HUMACAO
In what county is the organization's business address?	PUERTO RICO
In what state is the organization's business address?	PUERTO RICO
What is the organization's business address zip code?	791
What is the organization's parent company, if applicable?	
What department administers the organization's grant?	COALITION PRO HOMELESS OF THE EASTERN AREA OF PUERTO RICO INC
What is the organization's phone number (including extension)?	7879006619
What is the organization's fax number?	7879006619
What is the organization's website?	SENDEROSDEESPERANZA.NEGOCIO.SITE
What is the organization's Facebook page?	COALITION PRO HOMELESS OF THE EASTERN AREA OF PUERTO RICO INC
What is the organization's Twitter handle?	COALITION PRO HOMELESS OF THE EASTERN AREA OF PUERTO RICO INC
Is this a faith-based organization? Yes or No.	NO
Is this a nonprofit organization? Yes or No.	YES
Is this a grassroots organization? Yes or No.	NO
What are the cities of the organization's primary service area?	HUMACAO
What are the counties of the organization's primary service area?	PUERTO RICO
In what congressional district is the organization located?	
In what congressional district is the primary service area?	
Is there a waiting list for HOPWA housing subsidy assistance services in the organization's service area? Yes or No.	NO
Project Sponsor Non-Direct Service Expenditures	
What were the total HOPWA funds expended for Administration costs?	0
How much was expended on Technical Assistance?	0

How much was expended on Resource Identification?	0
---	---

Contact Information for your Organization	
Only organizations designated as project sponsors (see definition of "Project Sponsor Organization" in Performance Report Cover tab) should complete this tab.	
Question	Responses
Contact Information for Primary Program Contact	
What is the Primary Program contact name?	MARIEL FELICIANO COLONDRES
What is the Primary Program contact title?	DIRECTORA
In what department does the Primary Program contact work?	CONSORCIO DE LA REGION SUR
What is the Primary Program contact email?	consorcioponce@gmail.com
What is the Primary Program contact phone number (including extension)?	7879842096
What is the Primary Program contact fax number?	7879842096
Contact Information for Secondary Program Contact	
What is the Secondary Program contact name?	
What is the Secondary Program contact title?	
In what department does the Secondary Program contact work?	
What is the Secondary Program contact email?	
What is the Secondary Program contact phone number (including extension)?	
What is the Secondary Program contact fax number?	
Contact Information for Individuals Seeking Services	
What is the Services contact name?	MARIEL FELICIANO COLONDRES
What is the Services contact title?	DIRECTORA
In what department does the Services contact work?	CONSORCIO DE LA REGION SUR
What is the Services contact email?	consorcioponce@gmail.com
What is the Services contact phone number (including extension)?	7879842096
What is the Services contact fax number?	7879842096

Please complete for organizations designated to serve as project sponsor, i.e., organizations involved in the direct delivery of services for client households, as defined by 24 CFR 574.3.	
Project Sponsor Questions	Responses
What is the organization's name?	CONSORCIO DE LA REGION SUR DE PUERTO RICO
What is the organization's Unique Entity Identifier (UEI)?	C6NCG6AQG3L9
What is the organization's Employer ID Number (EIN) or Tax ID Number (TIN)?	660477525
What is the HOPWA contract amount for this organization?	50108
What is the organization's business street address?	AVE LAS AMERICAS RAMAL 2 EDIF PANCHO COIMBRE 1ER NIVEL
In what city is the organization's business address?	PONCE
In what county is the organization's business address?	PUERTO RICO
In what state is the organization's business address?	PUERTO RICO
What is the organization's business address zip code?	716
What is the organization's parent company, if applicable?	
What department administers the organization's grant?	CONSORCIO DE LA REGION SUR DE PUERTO RICO
What is the organization's phone number (including extension)?	7879842096
What is the organization's fax number?	7879842096
What is the organization's website?	
What is the organization's Facebook page?	
What is the organization's Twitter handle?	
Is this a faith-based organization? Yes or No.	NO
Is this a nonprofit organization? Yes or No.	YES
Is this a grassroots organization? Yes or No.	NO
What are the cities of the organization's primary service area?	PONCE
What are the counties of the organization's primary service area?	PUERTO RICO
In what congressional district is the organization located?	
In what congressional district is the primary service area?	
Is there a waiting list for HOPWA housing subsidy assistance services in the organization's service area? Yes or No.	NO
Project Sponsor Non-Direct Service Expenditures	
What were the total HOPWA funds expended for Administration costs?	0
How much was expended on Technical Assistance?	0

How much was expended on Resource Identification?	0
---	---

Contact Information for your Organization	
Only organizations designated as project sponsors (see definition of "Project Sponsor Organization" in Performance Report Cover tab) should complete this tab.	
Question	Responses
Contact Information for Primary Program Contact	
What is the Primary Program contact name?	Marisol Robles Aponte
What is the Primary Program contact title?	Asistant Secretary
In what department does the Primary Program contact work?	Federal Funds
What is the Primary Program contact email?	fundacionupens@yahoo.com
What is the Primary Program contact phone number (including extension)?	787-883-3345
What is the Primary Program contact fax number?	Not Available
Contact Information for Secondary Program Contact	
What is the Secondary Program contact name?	
What is the Secondary Program contact title?	
In what department does the Secondary Program contact work?	
What is the Secondary Program contact email?	
What is the Secondary Program contact phone number (including extension)?	
What is the Secondary Program contact fax number?	
Contact Information for Individuals Seeking Services	
What is the Services contact name?	Marisol Robles Aponte
What is the Services contact title?	Asistant Secretary
In what department does the Services contact work?	Federal Funds
What is the Services contact email?	fundacionupens@yahoo.com
What is the Services contact phone number (including extension)?	787-883-3345
What is the Services contact fax number?	Not Available

Please complete for organizations designated to serve as project sponsor, i.e., organizations involved in the direct delivery of services for client households, as defined by 24 CFR 574.3.	
Project Sponsor Questions	Responses
What is the organization's name?	Fundación UPENS, Inc.
What is the organization's Unique Entity Identifier (UEI)?	UPBYQ527ZMN4
What is the organization's Employer ID Number (EIN) or Tax ID Number (TIN)?	660-55-1805
What is the HOPWA contract amount for this organization?	50000
What is the organization's business street address?	Global Plaza, Suite 202, 322 John Albert Erndt St. Industrial Bechara
In what city is the organization's business address?	San Juan
In what county is the organization's business address?	Puerto Rico
In what state is the organization's business address?	Puerto Rico
What is the organization's business address zip code?	00920
What is the organization's parent company, if applicable?	Federal Funds
What department administers the organization's grant?	Federal Funds
What is the organization's phone number (including extension)?	787-883-3345
What is the organization's fax number?	
What is the organization's website?	www.upensinepr.org
What is the organization's Facebook page?	Fundacion UPENS, Inc
What is the organization's Twitter handle?	
Is this a faith-based organization? Yes or No.	NO
Is this a nonprofit organization? Yes or No.	Yes
Is this a grassroots organization? Yes or No.	No
What are the cities of the organization's primary service area?	San Juan,Vega Baja, Toa Alta, Corozal y Toa Baja
What are the counties of the organization's primary service area?	San Juan,Vega Baja, Toa Alta, Corozal y Toa Baja
In what congressional district is the organization located?	
In what congressional district is the primary service area?	
Is there a waiting list for HOPWA housing subsidy assistance services in the organization's service area? Yes or No.	No
Project Sponsor Non-Direct Service Expenditures	
What were the total HOPWA funds expended for Administration costs?	0
How much was expended on Technical Assistance?	0

How much was expended on Resource Identification?	0
---	---

Contact Information for your Organization	
Only organizations designated as project sponsors (see definition of "Project Sponsor Organization" in Performance Report Cover tab) should complete this tab.	
Question	Responses
Contact Information for Primary Program Contact	
What is the Primary Program contact name?	Norka M. Gonzalez Perez
What is the Primary Program contact title?	Not Available
In what department does the Primary Program contact work?	Federal Funds
What is the Primary Program contact email?	nprevencion@yahoo.com
What is the Primary Program contact phone number (including extension)?	787-761-0715 Ext 2113
What is the Primary Program contact fax number?	Nor Available
Contact Information for Secondary Program Contact	
What is the Secondary Program contact name?	
What is the Secondary Program contact title?	
In what department does the Secondary Program contact work?	
What is the Secondary Program contact email?	
What is the Secondary Program contact phone number (including extension)?	
What is the Secondary Program contact fax number?	
Contact Information for Individuals Seeking Services	
What is the Services contact name?	Norka M. Gonzalez Perez
What is the Services contact title?	Not Available
In what department does the Services contact work?	Federal Funds
What is the Services contact email?	nprevencion@yahoo.com
What is the Services contact phone number (including extension)?	787-761-0715 Ext 2113
What is the Services contact fax number?	Nor Available

Please complete for organizations designated to serve as project sponsor, i.e., organizations involved in the direct delivery of services for client households, as defined by 24 CFR 574.3.	
Project Sponsor Questions	Responses
What is the organization's name?	HOGAR CREA, INC
What is the organization's Unique Entity Identifier (UEI)?	KJUMJJBGHL57
What is the organization's Employer ID Number (EIN) or Tax ID Number (TIN)?	660-31-4618
What is the HOPWA contract amount for this organization?	446116.9
What is the organization's business street address?	Calle 848 Saint Just
In what city is the organization's business address?	Trujillo Alto
In what county is the organization's business address?	Puerto Rico
In what state is the organization's business address?	Puerto Rico
What is the organization's business address zip code?	00738
What is the organization's parent company, if applicable?	Federal Funds
What department administers the organization's grant?	Federal Funds
What is the organization's phone number (including extension)?	787-761-0715 Ext 2113
What is the organization's fax number?	
What is the organization's website?	
What is the organization's Facebook page?	
What is the organization's Twitter handle?	
Is this a faith-based organization? Yes or No.	No
Is this a nonprofit organization? Yes or No.	Yes
Is this a grassroots organization? Yes or No.	No
What are the cities of the organization's primary service area?	Fajardo, Arecibo, Ponce y Mayaguez
What are the counties of the organization's primary service area?	
In what congressional district is the organization located?	
In what congressional district is the primary service area?	
Is there a waiting list for HOPWA housing subsidy assistance services in the organization's service area? Yes or No.	No
Project Sponsor Non-Direct Service Expenditures	
What were the total HOPWA funds expended for Administration costs?	0
How much was expended on Technical Assistance?	0
How much was expended on Resource Identification?	0

Contact Information for your Organization	
Only organizations designated as project sponsors (see definition of "Project Sponsor Organization" in Performance Report Cover tab) should complete this tab.	
Question	Responses
Contact Information for Primary Program Contact	
What is the Primary Program contact name?	AWILDA MARTINEZ CABAN
What is the Primary Program contact title?	DIRECTOR
In what department does the Primary Program contact work?	Federal Affairs
What is the Primary Program contact email?	secretariaseccion8@gmail.com
What is the Primary Program contact phone number (including extension)?	7878982160
What is the Primary Program contact fax number?	7872628554
Contact Information for Secondary Program Contact	
What is the Secondary Program contact name?	
What is the Secondary Program contact title?	
In what department does the Secondary Program contact work?	
What is the Secondary Program contact email?	
What is the Secondary Program contact phone number (including extension)?	
What is the Secondary Program contact fax number?	
Contact Information for Individuals Seeking Services	
What is the Services contact name?	AYLEEN HERNANDEZ AMADOS
What is the Services contact title?	Coordinator
In what department does the Services contact work?	Federal Affairs
What is the Services contact email?	secretariaseccion8@gmail.com
What is the Services contact phone number (including extension)?	7878982160
What is the Services contact fax number?	7872628554

Please complete for organizations designated to serve as project sponsor, i.e., organizations involved in the direct delivery of services for client households, as defined by 24 CFR 574.3.	
Project Sponsor Questions	Responses
What is the organization's name?	MUNICIPALITY OF CAMUY
What is the organization's Unique Entity Identifier (UEI)?	KL7AFYA6FXD5
What is the organization's Employer ID Number (EIN) or Tax ID Number (TIN)?	660433577
What is the HOPWA contract amount for this organization?	36076.71
What is the organization's business street address?	Ave. Muñoz Rivera #116
In what city is the organization's business address?	Camuy
In what county is the organization's business address?	Puerto Rico
In what state is the organization's business address?	Puerto Rico
What is the organization's business address zip code?	00627
What is the organization's parent company, if applicable?	Federal Funds
What department administers the organization's grant?	Federal Funds
What is the organization's phone number (including extension)?	787-898-2160
What is the organization's fax number?	787-262-8554
What is the organization's website?	
What is the organization's Facebook page?	
What is the organization's Twitter handle?	
Is this a faith-based organization? Yes or No.	No
Is this a nonprofit organization? Yes or No.	Yes
Is this a grassroots organization? Yes or No.	No
What are the cities of the organization's primary service area?	Camuy
What are the counties of the organization's primary service area?	Puerto Rico
In what congressional district is the organization located?	Puerto Rico
In what congressional district is the primary service area?	Puerto Rico
Is there a waiting list for HOPWA housing subsidy assistance services in the organization's service area? Yes or No.	No
Project Sponsor Non-Direct Service Expenditures	
What were the total HOPWA funds expended for Administration costs?	0
How much was expended on Technical Assistance?	0
How much was expended on Resource Identification?	0

Contact Information for your Organization	
Only organizations designated as project sponsors (see definition of "Project Sponsor Organization" in Performance Report Cover tab) should complete this tab.	
Question	Responses
Contact Information for Primary Program Contact	
What is the Primary Program contact name?	Jonathan M. Morel Matos
What is the Primary Program contact title?	Director
In what department does the Primary Program contact work?	Federal Program Office
What is the Primary Program contact email?	jmorel@caborojopr.net
What is the Primary Program contact phone number (including extension)?	7878511025
What is the Primary Program contact fax number?	Not Available
Contact Information for Secondary Program Contact	
What is the Secondary Program contact name?	
What is the Secondary Program contact title?	
In what department does the Secondary Program contact work?	
What is the Secondary Program contact email?	
What is the Secondary Program contact phone number (including extension)?	
What is the Secondary Program contact fax number?	
Contact Information for Individuals Seeking Services	
What is the Services contact name?	Jonathan M. Morel Matos
What is the Services contact title?	Director
In what department does the Services contact work?	Federal Program Office
What is the Services contact email?	jmorel@caborojopr.net
What is the Services contact phone number (including extension)?	7878511025
What is the Services contact fax number?	Not Available

Please complete for organizations designated to serve as project sponsor, i.e., organizations involved in the direct delivery of services for client households, as defined by 24 CFR 574.3.	
Project Sponsor Questions	Responses
What is the organization's name?	MUNICIPALITY OF CABO ROJO
What is the organization's Unique Entity Identifier (UEI)?	KA9LDL12EG11
What is the organization's Employer ID Number (EIN) or Tax ID Number (TIN)?	660-43-3575
What is the HOPWA contract amount for this organization?	26694.72
What is the organization's business street address?	Calle BÉtances # 49
In what city is the organization's business address?	Cabo Rojo
In what county is the organization's business address?	Puerto Rico
In what state is the organization's business address?	Puerto Rico
What is the organization's business address zip code?	623
What is the organization's parent company, if applicable?	Cabo Rojo
What department administers the organization's grant?	Federal Affairs
What is the organization's phone number (including extension)?	787-851-1025
What is the organization's fax number?	
What is the organization's website?	
What is the organization's Facebook page?	
What is the organization's Twitter handle?	
Is this a faith-based organization? Yes or No.	NO
Is this a nonprofit organization? Yes or No.	Yes
Is this a grassroots organization? Yes or No.	No
What are the cities of the organization's primary service area?	Cabo Rojo
What are the counties of the organization's primary service area?	Puerto Rico
In what congressional district is the organization located?	Puerto Rico
In what congressional district is the primary service area?	Puerto Rico
Is there a waiting list for HOPWA housing subsidy assistance services in the organization's service area? Yes or No.	No
Project Sponsor Non-Direct Service Expenditures	
What were the total HOPWA funds expended for Administration costs?	0
How much was expended on Technical Assistance?	0
How much was expended on Resource Identification?	0

Contact Information for your Organization	
Only organizations designated as project sponsors (see definition of "Project Sponsor Organization" in Performance Report Cover tab) should complete this tab.	
Question	Responses
Contact Information for Primary Program Contact	
What is the Primary Program contact name?	Miriamn Matos Rodriguez
What is the Primary Program contact title?	Coordinator
In what department does the Primary Program contact work?	Federal Affairs
What is the Primary Program contact email?	mmatos@hormiguerospr.com
What is the Primary Program contact phone number (including extension)?	787-849-3377
What is the Primary Program contact fax number?	787-849-3722
Contact Information for Secondary Program Contact	
What is the Secondary Program contact name?	
What is the Secondary Program contact title?	
In what department does the Secondary Program contact work?	
What is the Secondary Program contact email?	
What is the Secondary Program contact phone number (including extension)?	
What is the Secondary Program contact fax number?	
Contact Information for Individuals Seeking Services	
What is the Services contact name?	Miriamn Matos Rodriguez
What is the Services contact title?	Coordinator
In what department does the Services contact work?	Federal Affairs
What is the Services contact email?	mmatos@hormiguerospr.com
What is the Services contact phone number (including extension)?	787-849-3377
What is the Services contact fax number?	787-849-3722

Please complete for organizations designated to serve as project sponsor, i.e., organizations involved in the direct delivery of services for client households, as defined by 24 CFR 574.3.	
Project Sponsor Questions	Responses
What is the organization's name?	MUNICIPALITY OF HORMIGUEROS
What is the organization's Unique Entity Identifier (UEI)?	VA6DSTRAE2V3
What is the organization's Employer ID Number (EIN) or Tax ID Number (TIN)?	660433498
What is the HOPWA contract amount for this organization?	93113.28
What is the organization's business street address?	Calle MAtéo Fajardo #11
In what city is the organization's business address?	Hormigueros
In what county is the organization's business address?	Puerto Rico
In what state is the organization's business address?	Puerto Rico
What is the organization's business address zip code?	00660
What is the organization's parent company, if applicable?	Federal Funds
What department administers the organization's grant?	Federal Funds
What is the organization's phone number (including extension)?	787-849-3377
What is the organization's fax number?	787-849-3722
What is the organization's website?	
What is the organization's Facebook page?	
What is the organization's Twitter handle?	
Is this a faith-based organization? Yes or No.	No
Is this a nonprofit organization? Yes or No.	Yes
Is this a grassroots organization? Yes or No.	No
What are the cities of the organization's primary service area?	Hormigueros
What are the counties of the organization's primary service area?	Puerto Rico
In what congressional district is the organization located?	Puerto Rico
In what congressional district is the primary service area?	Puerto Rico
Is there a waiting list for HOPWA housing subsidy assistance services in the organization's service area? Yes or No.	No
Project Sponsor Non-Direct Service Expenditures	
What were the total HOPWA funds expended for Administration costs?	0
How much was expended on Technical Assistance?	0
How much was expended on Resource Identification?	0

Contact Information for your Organization	
Only organizations designated as project sponsors (see definition of "Project Sponsor Organization" in Performance Report Cover tab) should complete this tab.	
Question	Responses
Contact Information for Primary Program Contact	
What is the Primary Program contact name?	Mildred Bonilla Mendez
What is the Primary Program contact title?	Not Available
In what department does the Primary Program contact work?	Federal Funds
What is the Primary Program contact email?	isabelasec8@yahoo.com
What is the Primary Program contact phone number (including extension)?	787-872-2100 Ext 1703
What is the Primary Program contact fax number?	787-872-3400
Contact Information for Secondary Program Contact	
What is the Secondary Program contact name?	
What is the Secondary Program contact title?	
In what department does the Secondary Program contact work?	
What is the Secondary Program contact email?	
What is the Secondary Program contact phone number (including extension)?	
What is the Secondary Program contact fax number?	
Contact Information for Individuals Seeking Services	
What is the Services contact name?	Mildred Bonilla Mendez
What is the Services contact title?	Not Available
In what department does the Services contact work?	Federal Funds
What is the Services contact email?	isabelasec8@yahoo.com
What is the Services contact phone number (including extension)?	787-872-2100 Ext 1703
What is the Services contact fax number?	787-872-3400

Please complete for organizations designated to serve as project sponsor, i.e., organizations involved in the direct delivery of services for client households, as defined by 24 CFR 574.3.	
Project Sponsor Questions	Responses
What is the organization's name?	Municipality of Isabela
What is the organization's Unique Entity Identifier (UEI)?	F3NMNLB4PNW3
What is the organization's Employer ID Number (EIN) or Tax ID Number (TIN)?	66-0433796
What is the HOPWA contract amount for this organization?	14516.32
What is the organization's business street address?	Calle Corchado #75
In what city is the organization's business address?	Isabela
In what county is the organization's business address?	Puerto Rico
In what state is the organization's business address?	Puerto Rico
What is the organization's business address zip code?	00662
What is the organization's parent company, if applicable?	Federal Funds
What department administers the organization's grant?	Federal Funds
What is the organization's phone number (including extension)?	787-872-3400
What is the organization's fax number?	
What is the organization's website?	
What is the organization's Facebook page?	
What is the organization's Twitter handle?	
Is this a faith-based organization? Yes or No.	No
Is this a nonprofit organization? Yes or No.	Yes
Is this a grassroots organization? Yes or No.	No
What are the cities of the organization's primary service area?	Isabela
What are the counties of the organization's primary service area?	Puerto Rico
In what congressional district is the organization located?	Puerto Rico
In what congressional district is the primary service area?	Puerto Rico
Is there a waiting list for HOPWA housing subsidy assistance services in the organization's service area? Yes or No.	Yes
Project Sponsor Non-Direct Service Expenditures	
What were the total HOPWA funds expended for Administration costs?	0
How much was expended on Technical Assistance?	0
How much was expended on Resource Identification?	0

Contact Information for your Organization	
Only organizations designated as project sponsors (see definition of "Project Sponsor Organization" in Performance Report Cover tab) should complete this tab.	
Question	Responses
Contact Information for Primary Program Contact	
What is the Primary Program contact name?	MARY FELICIANO
What is the Primary Program contact title?	DIRECTOR
In what department does the Primary Program contact work?	FEDERAL FUNDS
What is the Primary Program contact email?	mfeliciano@juanadiaz.pr.gov
What is the Primary Program contact phone number (including extension)?	7878372185
What is the Primary Program contact fax number?	
Contact Information for Secondary Program Contact	
What is the Secondary Program contact name?	
What is the Secondary Program contact title?	
In what department does the Secondary Program contact work?	
What is the Secondary Program contact email?	
What is the Secondary Program contact phone number (including extension)?	
What is the Secondary Program contact fax number?	
Contact Information for Individuals Seeking Services	
What is the Services contact name?	MARY FELICIANO
What is the Services contact title?	DIRECTOR
In what department does the Services contact work?	FEDERAL FUNDS
What is the Services contact email?	mfeliciano@juanadiaz.pr.gov
What is the Services contact phone number (including extension)?	7878372185
What is the Services contact fax number?	

Please complete for organizations designated to serve as project sponsor, i.e., organizations involved in the direct delivery of services for client households, as defined by 24 CFR 574.3.	
Project Sponsor Questions	Responses
What is the organization's name?	MUNICIPALITY OF JUANA DIAZ
What is the organization's Unique Entity Identifier (UEI)?	QW6NNELX38Y7
What is the organization's Employer ID Number (EIN) or Tax ID Number (TIN)?	660433516
What is the HOPWA contract amount for this organization?	41695.68
What is the organization's business street address?	DEGETAU 35
In what city is the organization's business address?	MUNICIPALITY OF JUANA DIAZ
In what county is the organization's business address?	PUERTO RICO
In what state is the organization's business address?	PUERTO RICO
What is the organization's business address zip code?	00795
What is the organization's parent company, if applicable?	
What department administers the organization's grant?	FEDERAL FUNDS
What is the organization's phone number (including extension)?	7878372185
What is the organization's fax number?	
What is the organization's website?	MUNICIPIO AUTONOMO DE JUANA DIAZ
What is the organization's Facebook page?	MUNICIPIO AUTONOMO DE JUANA DIAZ
What is the organization's Twitter handle?	MUNICIPIO AUTONOMO DE JUANA DIAZ
Is this a faith-based organization? Yes or No.	NO
Is this a nonprofit organization? Yes or No.	YES
Is this a grassroots organization? Yes or No.	NO
What are the cities of the organization's primary service area?	MUNICIPALITY OF JUANA DIAZ
What are the counties of the organization's primary service area?	PUERTO RICO
In what congressional district is the organization located?	
In what congressional district is the primary service area?	
Is there a waiting list for HOPWA housing subsidy assistance services in the organization's service area? Yes or No.	NO
Project Sponsor Non-Direct Service Expenditures	
What were the total HOPWA funds expended for Administration costs?	0
How much was expended on Technical Assistance?	0
How much was expended on Resource Identification?	0

Contact Information for your Organization	
Only organizations designated as project sponsors (see definition of "Project Sponsor Organization" in Performance Report Cover tab) should complete this tab.	
Question	Responses
Contact Information for Primary Program Contact	
What is the Primary Program contact name?	MARIA M ORTIZ DE JESUS
What is the Primary Program contact title?	DIRECTOR
In what department does the Primary Program contact work?	FEDERAL FUNDS
What is the Primary Program contact email?	mortiz@jayuya.puertorico.pr
What is the Primary Program contact phone number (including extension)?	7873041976
What is the Primary Program contact fax number?	No Fax Number
Contact Information for Secondary Program Contact	
What is the Secondary Program contact name?	Stephanie L. Burgos Miranda
What is the Secondary Program contact title?	Administrative Assistant
In what department does the Secondary Program contact work?	
What is the Secondary Program contact email?	s.burgos@jayuya.puertorico.pr
What is the Secondary Program contact phone number (including extension)?	787-304-1976, extension 2102
What is the Secondary Program contact fax number?	No Fax Number
Contact Information for Individuals Seeking Services	
What is the Services contact name?	MARIA M ORTIZ DE JESUS
What is the Services contact title?	DIRECTOR
In what department does the Services contact work?	FEDERAL FUNDS
What is the Services contact email?	mortiz@jayuya.puertorico.pr
What is the Services contact phone number (including extension)?	7873041976
What is the Services contact fax number?	

Please complete for organizations designated to serve as project sponsor, i.e., organizations involved in the direct delivery of services for client households, as defined by 24 CFR 574.3.	
Project Sponsor Questions	Responses
What is the organization's name?	MUNICIPALITY OF JAYUYA
What is the organization's Unique Entity Identifier (UEI)?	X5PFF7MLFLE4
What is the organization's Employer ID Number (EIN) or Tax ID Number (TIN)?	660433515
What is the HOPWA contract amount for this organization?	15350.4
What is the organization's business street address?	CARR 144 KM 4 BO JAYUYA ABAJO SECTOR SANTA CLARA
In what city is the organization's business address?	JAYUYA
In what county is the organization's business address?	PUERTO RICO
In what state is the organization's business address?	PUERTO RICO
What is the organization's business address zip code?	00664
What is the organization's parent company, if applicable?	
What department administers the organization's grant?	FEDERAL FUNDS
What is the organization's phone number (including extension)?	7873041976
What is the organization's fax number?	
What is the organization's website?	JAYUYA.PR.GOV
What is the organization's Facebook page?	MUNICIPIO DE JAYUYA
What is the organization's Twitter handle?	MUNICIPIO DE JAYUYA
Is this a faith-based organization? Yes or No.	NO
Is this a nonprofit organization? Yes or No.	YES
Is this a grassroots organization? Yes or No.	NO
What are the cities of the organization's primary service area?	JAYUYA
What are the counties of the organization's primary service area?	PUERTO RICO
In what congressional district is the organization located?	
In what congressional district is the primary service area?	
Is there a waiting list for HOPWA housing subsidy assistance services in the organization's service area? Yes or No.	NO
Project Sponsor Non-Direct Service Expenditures	
What were the total HOPWA funds expended for Administration costs?	0
How much was expended on Technical Assistance?	0
How much was expended on Resource Identification?	0

Contact Information for your Organization	
Only organizations designated as project sponsors (see definition of "Project Sponsor Organization" in Performance Report Cover tab) should complete this tab.	
Question	Responses
Contact Information for Primary Program Contact	
What is the Primary Program contact name?	JAIME L ROSARIO BURGOS
What is the Primary Program contact title?	DIRECTOR
In what department does the Primary Program contact work?	FEDERAL FUNDS
What is the Primary Program contact email?	jrosario@mayaguezpr.gov
What is the Primary Program contact phone number (including extension)?	7878333160
What is the Primary Program contact fax number?	7872654940
Contact Information for Secondary Program Contact	
What is the Secondary Program contact name?	
What is the Secondary Program contact title?	
In what department does the Secondary Program contact work?	
What is the Secondary Program contact email?	
What is the Secondary Program contact phone number (including extension)?	
What is the Secondary Program contact fax number?	
Contact Information for Individuals Seeking Services	
What is the Services contact name?	JAIME L ROSARIO BURGOS
What is the Services contact title?	DIRECTOR
In what department does the Services contact work?	FEDERAL FUNDS
What is the Services contact email?	jrosario@mayaguezpr.gov
What is the Services contact phone number (including extension)?	7878333160
What is the Services contact fax number?	7872654940

Please complete for organizations designated to serve as project sponsor, i.e., organizations involved in the direct delivery of services for client households, as defined by 24 CFR 574.3.	
Project Sponsor Questions	Responses
What is the organization's name?	MUNICIPALITY OF MAYAGUEZ
What is the organization's Unique Entity Identifier (UEI)?	VE6NJUNRSGG9
What is the organization's Employer ID Number (EIN) or Tax ID Number (TIN)?	660433488
What is the HOPWA contract amount for this organization?	193452.48
What is the organization's business street address?	RAMON EMETERIO BETANCES SUR 123
In what city is the organization's business address?	MAYAGUEZ
In what county is the organization's business address?	PUERTO RICO
In what state is the organization's business address?	PUERTO RICO
What is the organization's business address zip code?	00680
What is the organization's parent company, if applicable?	
What department administers the organization's grant?	FEDERAL FUNDS
What is the organization's phone number (including extension)?	7878333160
What is the organization's fax number?	7872654940
What is the organization's website?	MUNICIPIO DE MAYAGUEZ
What is the organization's Facebook page?	MUNICIPIO DE MAYAGUEZ
What is the organization's Twitter handle?	MUNICIPIO DE MAYAGUEZ
Is this a faith-based organization? Yes or No.	NO
Is this a nonprofit organization? Yes or No.	YES
Is this a grassroots organization? Yes or No.	NO
What are the cities of the organization's primary service area?	MAYAGUEZ
What are the counties of the organization's primary service area?	MUNICIPALITY OF MAYAGUEZ
In what congressional district is the organization located?	
In what congressional district is the primary service area?	
Is there a waiting list for HOPWA housing subsidy assistance services in the organization's service area? Yes or No.	YES
Project Sponsor Non-Direct Service Expenditures	
What were the total HOPWA funds expended for Administration costs?	0
How much was expended on Technical Assistance?	0
How much was expended on Resource Identification?	0

Contact Information for your Organization	
Only organizations designated as project sponsors (see definition of "Project Sponsor Organization" in Performance Report Cover tab) should complete this tab.	
Question	Responses
Contact Information for Primary Program Contact	
What is the Primary Program contact name?	ARQ JOB K BONILLA ROSAS
What is the Primary Program contact title?	DIRECTOR EJECUTIVO
In what department does the Primary Program contact work?	FEDERAL FUNDS
What is the Primary Program contact email?	job.bonilla@ponce.pr.gov
What is the Primary Program contact phone number (including extension)?	7878409200
What is the Primary Program contact fax number?	7878487445
Contact Information for Secondary Program Contact	
What is the Secondary Program contact name?	
What is the Secondary Program contact title?	
In what department does the Secondary Program contact work?	
What is the Secondary Program contact email?	
What is the Secondary Program contact phone number (including extension)?	
What is the Secondary Program contact fax number?	
Contact Information for Individuals Seeking Services	
What is the Services contact name?	ARQ JOB K BONILLA ROSAS
What is the Services contact title?	DIRECTOR EJECUTIVO
In what department does the Services contact work?	FEDERAL FUNDS
What is the Services contact email?	job.bonilla@ponce.pr.gov
What is the Services contact phone number (including extension)?	7878409200
What is the Services contact fax number?	7878487445

Please complete for organizations designated to serve as project sponsor, i.e., organizations involved in the direct delivery of services for client households, as defined by 24 CFR 574.3.	
Project Sponsor Questions	Responses
What is the organization's name?	MUNICIPALITY OF PONCE
What is the organization's Unique Entity Identifier (UEI)?	JLHWBJJK69Y8
What is the organization's Employer ID Number (EIN) or Tax ID Number (TIN)?	660433627
What is the HOPWA contract amount for this organization?	154839.36
What is the organization's business street address?	2015 BOULEVARD LUIS A FERRE SUITE 102 PLAZOLETA LAS AMERICAS
In what city is the organization's business address?	PONCE
In what county is the organization's business address?	PUERTO RICO
In what state is the organization's business address?	PUERTO RICO
What is the organization's business address zip code?	00717
What is the organization's parent company, if applicable?	
What department administers the organization's grant?	FEDERAL FUNDS
What is the organization's phone number (including extension)?	7878409200
What is the organization's fax number?	7878487445
What is the organization's website?	WWW.VISITPONCE.COM
What is the organization's Facebook page?	CIUDAD DE PONCE
What is the organization's Twitter handle?	
Is this a faith-based organization? Yes or No.	NO
Is this a nonprofit organization? Yes or No.	YES
Is this a grassroots organization? Yes or No.	NO
What are the cities of the organization's primary service area?	PONCE
What are the counties of the organization's primary service area?	PUERTO RICO
In what congressional district is the organization located?	
In what congressional district is the primary service area?	
Is there a waiting list for HOPWA housing subsidy assistance services in the organization's service area? Yes or No.	YES
Project Sponsor Non-Direct Service Expenditures	
What were the total HOPWA funds expended for Administration costs?	0
How much was expended on Technical Assistance?	0
How much was expended on Resource Identification?	0

Contact Information for your Organization	
Only organizations designated as project sponsors (see definition of "Project Sponsor Organization" in Performance Report Cover tab) should complete this tab.	
Question	Responses
Contact Information for Primary Program Contact	
What is the Primary Program contact name?	CARMEN VARGAS
What is the Primary Program contact title?	SECTION 8 CORDINATOR
In what department does the Primary Program contact work?	FEDERAL FUNDS
What is the Primary Program contact email?	san_german_sec8@hotmail.co
What is the Primary Program contact phone number (including extension)?	7878923500
What is the Primary Program contact fax number?	
Contact Information for Secondary Program Contact	
What is the Secondary Program contact name?	
What is the Secondary Program contact title?	
In what department does the Secondary Program contact work?	
What is the Secondary Program contact email?	
What is the Secondary Program contact phone number (including extension)?	
What is the Secondary Program contact fax number?	
Contact Information for Individuals Seeking Services	
What is the Services contact name?	CARMEN VARGAS
What is the Services contact title?	SECTION 8 CORDINATOR
In what department does the Services contact work?	FEDERAL FUNDS
What is the Services contact email?	san_german_sec8@hotmail.co
What is the Services contact phone number (including extension)?	787-892-3500 EXT 2235
What is the Services contact fax number?	

Please complete for organizations designated to serve as project sponsor, i.e., organizations involved in the direct delivery of services for client households, as defined by 24 CFR 574.3.	
Project Sponsor Questions	Responses
What is the organization's name?	MUNICIPALITY OF SAN GERMAN
What is the organization's Unique Entity Identifier (UEI)?	JG4QDJH1GKD1
What is the organization's Employer ID Number (EIN) or Tax ID Number (TIN)?	660433531
What is the HOPWA contract amount for this organization?	42981.12
What is the organization's business street address?	AVE UNIVERSIDAD INTERAMERICANA 136
In what city is the organization's business address?	SAN GERMAN
In what county is the organization's business address?	PUERTO RICO
In what state is the organization's business address?	PUERTO RICO
What is the organization's business address zip code?	00683
What is the organization's parent company, if applicable?	
What department administers the organization's grant?	FEDERAL FUNDS
What is the organization's phone number (including extension)?	787-892-3500 EXT 2235
What is the organization's fax number?	
What is the organization's website?	CIUDAD DE SAN GERMAN
What is the organization's Facebook page?	CIUDAD DE SAN GERMAN
What is the organization's Twitter handle?	
Is this a faith-based organization? Yes or No.	NO
Is this a nonprofit organization? Yes or No.	YES
Is this a grassroots organization? Yes or No.	NO
What are the cities of the organization's primary service area?	SAN GERMAN
What are the counties of the organization's primary service area?	PUERTO RICO
In what congressional district is the organization located?	
In what congressional district is the primary service area?	
Is there a waiting list for HOPWA housing subsidy assistance services in the organization's service area? Yes or No.	NO
Project Sponsor Non-Direct Service Expenditures	
What were the total HOPWA funds expended for Administration costs?	0
How much was expended on Technical Assistance?	0

How much was expended on Resource Identification?	0
---	---

Contact Information for your Organization	
Only organizations designated as project sponsors (see definition of "Project Sponsor Organization" in Performance Report Cover tab) should complete this tab.	
Question	Responses
Contact Information for Primary Program Contact	
What is the Primary Program contact name?	Josef Pons
What is the Primary Program contact title?	HOPWA Manager
In what department does the Primary Program contact work?	Housing Department
What is the Primary Program contact email?	jpons@sanjuan.pr
What is the Primary Program contact phone number (including extension)?	7874805642
What is the Primary Program contact fax number?	
Contact Information for Secondary Program Contact	
What is the Secondary Program contact name?	Wilmary Nieves
What is the Secondary Program contact title?	HOPWA Coordinator
In what department does the Secondary Program contact work?	Housing Department
What is the Secondary Program contact email?	wnieves01@sanjuan.pr
What is the Secondary Program contact phone number (including extension)?	7874805642
What is the Secondary Program contact fax number?	
Contact Information for Individuals Seeking Services	
What is the Services contact name?	Wilmary Nieves
What is the Services contact title?	HOPWA Coordinator
In what department does the Services contact work?	Housing Department
What is the Services contact email?	wnieves01@sanjuan.pr
What is the Services contact phone number (including extension)?	7874805642
What is the Services contact fax number?	

Please complete for organizations designated to serve as project sponsor, i.e., organizations involved in the direct delivery of services for client households, as defined by 24 CFR 574.3.	
Project Sponsor Questions	Responses
What is the organization's name?	MUNICIPALITY OF SAN JUAN
What is the organization's Unique Entity Identifier (UEI)?	EMMTCQXM4K39
What is the organization's Employer ID Number (EIN) or Tax ID Number (TIN)?	660-49-3399
What is the HOPWA contract amount for this organization?	178380
What is the organization's business street address?	AVE. DE DIEGO 130 ESQ CALLE 54SE LA RIVIERA
In what city is the organization's business address?	SAN JUAN
In what county is the organization's business address?	SAN JUAN
In what state is the organization's business address?	AVE. DE DIEGO 130 ESQ CALLE 54SE LA RIVIERA
What is the organization's business address zip code?	00921
What is the organization's parent company, if applicable?	
What department administers the organization's grant?	HOUSING DEPARTMENT
What is the organization's phone number (including extension)?	7874805642
What is the organization's fax number?	
What is the organization's website?	WWW.SANJUAN.PR
What is the organization's Facebook page?	Municipio de San Juan
What is the organization's Twitter handle?	Municipio de San Juan
Is this a faith-based organization? Yes or No.	No
Is this a nonprofit organization? Yes or No.	Yes
Is this a grassroots organization? Yes or No.	No
What are the cities of the organization's primary service area?	EMSA
What are the counties of the organization's primary service area?	PUERTO RICO
In what congressional district is the organization located?	PUERTO RICO
In what congressional district is the primary service area?	PUERTO RICO
Is there a waiting list for HOPWA housing subsidy assistance services in the organization's service area? Yes or No.	NO
Project Sponsor Non-Direct Service Expenditures	
What were the total HOPWA funds expended for Administration costs?	16648.48
How much was expended on Technical Assistance?	0
How much was expended on Resource Identification?	0

Contact Information for your Organization	
Only organizations designated as project sponsors (see definition of "Project Sponsor Organization" in Performance Report Cover tab) should complete this tab.	
Question	Responses
Contact Information for Primary Program Contact	
What is the Primary Program contact name?	ILIANA SANTIAGO CRUZ
What is the Primary Program contact title?	DIRECTOR
In what department does the Primary Program contact work?	FEDERAL FUNDS
What is the Primary Program contact email?	federalesyabucoa@gmail.com
What is the Primary Program contact phone number (including extension)?	7872070365
What is the Primary Program contact fax number?	
Contact Information for Secondary Program Contact	
What is the Secondary Program contact name?	
What is the Secondary Program contact title?	
In what department does the Secondary Program contact work?	
What is the Secondary Program contact email?	
What is the Secondary Program contact phone number (including extension)?	
What is the Secondary Program contact fax number?	
Contact Information for Individuals Seeking Services	
What is the Services contact name?	ILIANA SANTIAGO CRUZ
What is the Services contact title?	DIRECTOR
In what department does the Services contact work?	FEDERAL FUNDS
What is the Services contact email?	federalesyabucoa@gmail.com
What is the Services contact phone number (including extension)?	7872070365
What is the Services contact fax number?	

Please complete for organizations designated to serve as project sponsor, i.e., organizations involved in the direct delivery of services for client households, as defined by 24 CFR 574.3.	
Project Sponsor Questions	Responses
What is the organization's name?	MUNICIPALITY OF YABUCOA
What is the organization's Unique Entity Identifier (UEI)?	XQQDTYELSJL1
What is the organization's Employer ID Number (EIN) or Tax ID Number (TIN)?	660439209
What is the HOPWA contract amount for this organization?	7319.75
What is the organization's business street address?	EDIFICIO OCTAVIO MORALES 52
In what city is the organization's business address?	CAMUY
In what county is the organization's business address?	PUERTO RICO
In what state is the organization's business address?	PUERTO RICO
What is the organization's business address zip code?	767
What is the organization's parent company, if applicable?	
What department administers the organization's grant?	FEDERAL FUNDS
What is the organization's phone number (including extension)?	7872070365
What is the organization's fax number?	NOT APPLICABLE
What is the organization's website?	MUNICIPIO DE YABUCOA
What is the organization's Facebook page?	
What is the organization's Twitter handle?	
Is this a faith-based organization? Yes or No.	NO
Is this a nonprofit organization? Yes or No.	YES
Is this a grassroots organization? Yes or No.	NO
What are the cities of the organization's primary service area?	YABUCOA
What are the counties of the organization's primary service area?	PUERTO RICO
In what congressional district is the organization located?	
In what congressional district is the primary service area?	
Is there a waiting list for HOPWA housing subsidy assistance services in the organization's service area? Yes or No.	NO
Project Sponsor Non-Direct Service Expenditures	
What were the total HOPWA funds expended for Administration costs?	0
How much was expended on Technical Assistance?	0

How much was expended on Resource Identification?	0
---	---

Contact Information for your Organization	
Only organizations designated as project sponsors (see definition of "Project Sponsor Organization" in Performance Report Cover tab) should complete this tab.	
Question	Responses
Contact Information for Primary Program Contact	
What is the Primary Program contact name?	MARIELA CARABALLO ORENGO
What is the Primary Program contact title?	DIRECTOR
In what department does the Primary Program contact work?	FEDERAL FUNDS
What is the Primary Program contact email?	seccion 8yauco@yahoo.com
What is the Primary Program contact phone number (including extension)?	7878561340
What is the Primary Program contact fax number?	
Contact Information for Secondary Program Contact	
What is the Secondary Program contact name?	
What is the Secondary Program contact title?	
In what department does the Secondary Program contact work?	
What is the Secondary Program contact email?	
What is the Secondary Program contact phone number (including extension)?	
What is the Secondary Program contact fax number?	
Contact Information for Individuals Seeking Services	
What is the Services contact name?	MARIELA CARABALLO ORENGO
What is the Services contact title?	DIRECTOR
In what department does the Services contact work?	FEDERAL FUNDS
What is the Services contact email?	seccion 8yauco@yahoo.com
What is the Services contact phone number (including extension)?	7878561340
What is the Services contact fax number?	

Please complete for organizations designated to serve as project sponsor, i.e., organizations involved in the direct delivery of services for client households, as defined by 24 CFR 574.3.	
Project Sponsor Questions	Responses
What is the organization's name?	MUNICIPALITY OF YAUCO
What is the organization's Unique Entity Identifier (UEI)?	EBAAZ6TSVJZ5
What is the organization's Employer ID Number (EIN) or Tax ID Number (TIN)?	660433525
What is the HOPWA contract amount for this organization?	109449.6
What is the organization's business street address?	BO PUEBLO CALLE 65 INFANTERIA 12
In what city is the organization's business address?	YAUCO
In what county is the organization's business address?	PUERTO RICO
In what state is the organization's business address?	PUERTO RICO
What is the organization's business address zip code?	00698
What is the organization's parent company, if applicable?	
What department administers the organization's grant?	FEDERAL FUNDS
What is the organization's phone number (including extension)?	7878561340
What is the organization's fax number?	
What is the organization's website?	GOBIERNO MUNICIPAL DE YAUCO
What is the organization's Facebook page?	
What is the organization's Twitter handle?	
Is this a faith-based organization? Yes or No.	NO
Is this a nonprofit organization? Yes or No.	YES
Is this a grassroots organization? Yes or No.	NO
What are the cities of the organization's primary service area?	YAUCO
What are the counties of the organization's primary service area?	PUERTO RICO
In what congressional district is the organization located?	
In what congressional district is the primary service area?	
Is there a waiting list for HOPWA housing subsidy assistance services in the organization's service area? Yes or No.	YES
Project Sponsor Non-Direct Service Expenditures	
What were the total HOPWA funds expended for Administration costs?	0
How much was expended on Technical Assistance?	0

How much was expended on Resource Identification?	0
---	---

Contact Information for your Organization	
Only organizations designated as project sponsors (see definition of "Project Sponsor Organization" in Performance Report Cover tab) should complete this tab.	
Question	Responses
Contact Information for Primary Program Contact	
What is the Primary Program contact name?	Rubén O. Ramos Aguilar
What is the Primary Program contact title?	Director
In what department does the Primary Program contact work?	Proyecto Sigue Adelante
What is the Primary Program contact email?	ruben.pacta@gmail.com
What is the Primary Program contact phone number (including extension)?	787-640-8107
What is the Primary Program contact fax number?	N/A
Contact Information for Secondary Program Contact	
What is the Secondary Program contact name?	Britzeida Ramos Santiago
What is the Secondary Program contact title?	Coordinadora Programas & TS
In what department does the Secondary Program contact work?	Proyecto Sigue Adelante
What is the Secondary Program contact email?	bramosmjsp@gmail.com
What is the Secondary Program contact phone number (including extension)?	787-394-6412
What is the Secondary Program contact fax number?	N/A
Contact Information for Individuals Seeking Services	
What is the Services contact name?	Jonathan A. Camacho Escobar
What is the Services contact title?	Manejo de Caso Apoyo
In what department does the Services contact work?	Proyecto Sigue Adelante
What is the Services contact email?	pactainc95@gmail.com
What is the Services contact phone number (including extension)?	939-219-4329
What is the Services contact fax number?	N/A

Please complete for organizations designated to serve as project sponsor, i.e., organizations involved in the direct delivery of services for client households, as defined by 24 CFR 574.3.	
Project Sponsor Questions	Responses
What is the organization's name?	PACTA INC.
What is the organization's Unique Entity Identifier (UEI)?	MA8EBJE8G2M9
What is the organization's Employer ID Number (EIN) or Tax ID Number (TIN)?	66-0529242
What is the HOPWA contract amount for this organization?	50000
What is the organization's business street address?	Calle Domingo Rubio #60 Suite 2
In what city is the organization's business address?	Arecibo
In what county is the organization's business address?	Puerto Rico
In what state is the organization's business address?	Puerto Rico
What is the organization's business address zip code?	00612
What is the organization's parent company, if applicable?	N/A
What department administers the organization's grant?	Departamento de Salud
What is the organization's phone number (including extension)?	787-650-8777
What is the organization's fax number?	N/A
What is the organization's website?	pactapr.godaddysites.com
What is the organization's Facebook page?	facebook@pactainc
What is the organization's Twitter handle?	N/A
Is this a faith-based organization? Yes or No.	Yes
Is this a nonprofit organization? Yes or No.	Yes
Is this a grassroots organization? Yes or No.	
What are the cities of the organization's primary service area?	Arecibo, Barceloneta, Manatí, Ciales, Vega Baja
What are the counties of the organization's primary service area?	N/A
In what congressional district is the organization located?	N/A
In what congressional district is the primary service area?	N/A
Is there a waiting list for HOPWA housing subsidy assistance services in the organization's service area? Yes or No.	No
Project Sponsor Non-Direct Service Expenditures	
What were the total HOPWA funds expended for Administration costs?	0
How much was expended on Technical Assistance?	0
How much was expended on Resource Identification?	0